

# Mulching Heads

IMH Series





# Mulching Heads IMH

Indeco's IMH series of hydraulically-driven, boom-mounted mulching heads has been designed to turn excavators and miniloaders into powerful land-clearing tools, facilitating the felling and clearing of vegetation, greatly reducing costs and time. Available for a wide range of machines from 3 to 36 tons, the IMH mulchers are made with HARDOX® components that ensure excellent durability and efficiency. Powerful and easy to handle, they let you work quickly and precisely, guaranteeing the best results with the minimum use of personnel in the most diverse applications. IMH mulchers are perfect tools for the cleaning and periodic maintenance of areas invaded by spontaneous vegetation such as pipelines, railway lines, ski slopes, electricity pylons, roadways and motorways, residential and commercial green areas. Very useful in all operations for the maintenance of green areas, elimination of undergrowth, creation and maintenance of paths and firebreaks, clearing of trees, vegetation, and branches, the IMH mulchers are also ideal tools in special applications that require natural landscape reshaping such as the creation and maintenance of golf courses, hedgerow rejuvenation, and the removal of stumps, roots, and wood residues of various kinds. In addition to carrying out their work quickly and effectively, an aid to protect and naturally fertilize the soils, reintroducing unwanted vegetation into the ecosystem in the form of mulch. This way, the soil is protected from wind and rain erosion and at the same time nourished with fertilising microorganisms.





# Characteristics of Indeco's Mulching Heads

The multiple V-belt drive **[1]** guarantees maximum reliability, power and ease of maintenance. Direct drive models are also available.

The hydraulic motor **[2]** can have fixed or variable displacement depending on the models. The high performance FD fixed displacement motor (gear on some models, piston on others) has special high pressure resistant seals and is capable of accepting back pressures. The VD variable displacement piston motor, only currently in use on some versions, adapts more to the various hydraulic specifications of the machines, minimises overheating by improving pick-up, optimises torque and rotor speed and maximises productivity.

The particular design of the teeth, of different types, their number and position on the teeth holder **[3]** have been designed to offer the best possible grinding of the material, increasing the productivity and stability of the tool. In addition, special **[4]** "bite limiter" wear-resistant steel profiles, welded on the drum in correspondence of the teeth, make it possible to make the cutting depth more efficient and the rotation speed more constant, ensuring greater continuity in work and better performance. The body and components in HARDOX® **[5]** ensure maximum sturdiness and long service life, even when used in particularly heavy-duty applications. The Heavy Duty rotor **[6]** ensures prolonged efficiency over time, in any type of application.


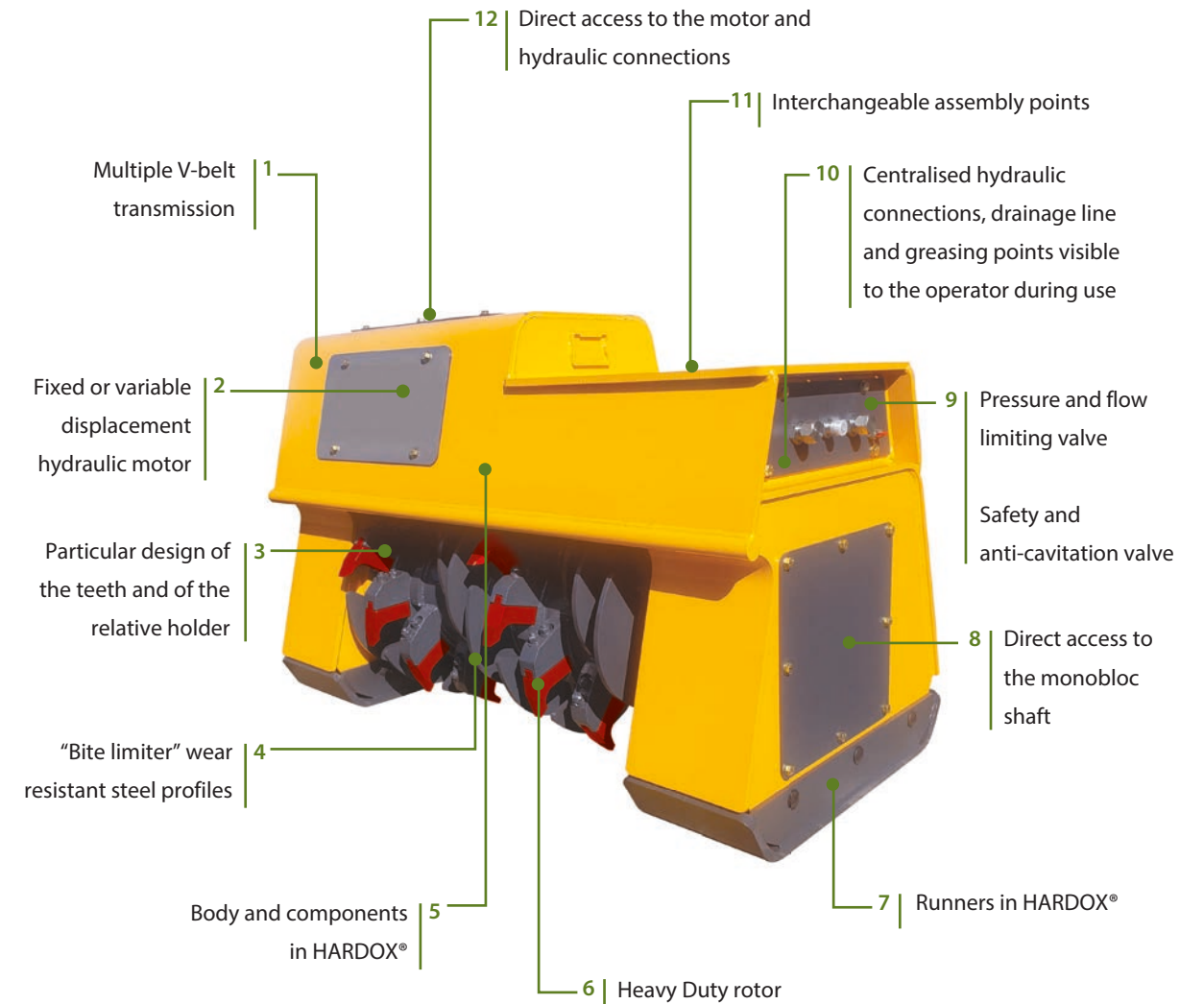
The runners in HARDOX® **[7]** offer effective protection for those parts subject to wear.

Direct access to the monobloc shaft **[8]** helps to keep the mulching head perfectly efficient, facilitating maintenance operations on the bearings and components of the shaft itself.

The pressure and flow limiting valve **[9]** allows safe and fast installation, preventing incorrect set-ups from compromising productivity and the life of the mulching head. The safety and anti-cavitation valve protects the motor from possible incorrect connection of the pipes and therefore from unexpected flow reversals, extending the life of the seals.

The centralised hydraulic connections, the drainage line and the greasing points **[10]** are visible to the operator during use thereby allowing constant checking of correct functioning of the tool.

The interchangeable assembly points **[11]** allow maximum flexibility of use with any excavator. Direct access to the motor and hydraulic connections **[12]** facilitates maintenance interventions.



# IMH

## for compact excavators



Technical Data	IMH 3	IMH 5	IMH 6
Type of carrier	134	134	134
Cutting width	610 mm	765 mm	765 mm
GPM range*	45 ÷ 60 l/min	65 ÷ 95 l/min	90 ÷ 110 l/min
Optimal oil supply*	55 l/min	75 l/min	95 l/min
Number of teeth	12	16	16
Drum diameter	205 mm	205 mm	205 mm
Fixed FD / variable VD displacement motor specifications	Gears FD	Gears FD	Gears FD
Transmission	Direct	Direct	Direct
Working pressure	170 ÷ 240 bars	170 ÷ 240 bars	170 ÷ 240 bars
Attachment operating weight**	385 Kg	535 Kg	545 Kg
Mounting bracket compatibility	HP 400	HP 900	HP 900

\*The oil flow rate is measured by means of a flowmeter, in free flow conditions and in the absence of pressure  
\*\*The attachment operating weight includes mounting bracket compatible with Indeco construction standards. Any differences in weight may be due to a different mounting bracket configuration.



Technical Data	IMH 8	IMH 10	IMH 14
Type of carrier	134	134	134
Cutting width	765 mm	915 mm	1120 mm
GPM range*	90 ÷ 120 l/min	90 ÷ 120 l/min	110 ÷ 150 l/min
Optimal oil supply*	105 l/min	105 l/min	135 l/min
Number of teeth	16	20	22
Drum diameter	205 mm	205 mm	205 mm
Fixed FD / variable VD displacement motor specifications	Piston FD	Piston FD	Piston FD
Transmission	Direct	Direct	Direct
Working pressure	240 ÷ 345 bars	240 ÷ 345 bars	240 ÷ 345 bars
Attachment operating weight**	580 Kg	735 Kg	1050 Kg
Mounting bracket compatibility	HP 900	HP 900	HP 1200

N.B. All illustrations and numerical data in this catalog are purely indicative and subject to change at our discretion and without notice. We therefore reserve the right to modify them with a view to improving and continuously developing our product.

### Carrier key



### Compatibility

Suggested uses on machines with an overall weight (in tons):



# IMH

## for excavators



Technical Data	IMH 20
Type of carrier	4 5
Cutting width	1065 mm
GPM range*	170 ÷ 245 l/min
Optimal oil supply*	210 l/min
Number of teeth	22
Drum diameter	305 mm
Fixed FD / variable VD displacement motor specifications	Piston VD
Transmission	Belt
Working pressure	240 ÷ 345 bars
Attachment operating weight**	1500 Kg
Mounting bracket compatibility	HP 2500

\*The oil flow rate is measured by means of a flowmeter, in free flow conditions and in the absence of pressure  
\*\*The attachment operating weight includes mounting bracket compatible with Indeco construction standards. Any differences in weight may be due to a different mounting bracket configuration.

### Carrier key



# IMH

## for Skid Steers



Technical Data	IMH 3.2 SS	IMH 4.2 SS
Type of carrier	2	2
Cutting width	1270 mm	1450 mm
GPM range*	105 ÷ 150 l/min	105 ÷ 150 l/min
Optimal oil supply*	115 l/min	150 l/min
Number of teeth	24	30
Drum diameter	205 mm	205 mm
Fixed FD / variable VD displacement motor specifications	Piston VD	Piston VD
Transmission	Belt	Belt
Working pressure	240 ÷ 345 bars	240 ÷ 345 bars
Attachment operating weight**	1000 Kg	1400 Kg

N.B. All illustrations and numerical data in this catalog are purely indicative and subject to change at our discretion and without notice. We therefore reserve the right to modify them with a view to improving and continuously developing our product.

### Compatibility





Suggested uses on machines with an overall weight (in tons):



# Appetite guide

The Indeco IMH hydraulic mulching heads allow the quick and lasting removal of unwanted vegetation of all types, including bushes, shrubs, trunks, roots and tree stumps after cutting. The data below refer to the maximum mulching diameter for each model under normal conditions. The data may vary in relation to

factors such as the hardness of the wood, the type and state of the cutters on the machine cylinder, the characteristics of the excavator and the competence of the operator. Correct maintenance is also essential for optimal performance of the mulching head.

IMH for compact excavators		IMH 3	IMH 5	IMH 6
 Maximum mulching diameter		75 - 100 mm	100 - 150 mm	100 - 150 mm
		IMH 8	IMH 10	IMH 14
 Maximum mulching diameter		130 - 180 mm	130 - 180 mm	300 - 380 mm
IMH for excavators		IMH 20		
 Maximum mulching diameter		300 - 380 mm		
IMH for Skid Steers		IMH 3.2 SS	IMH 4.2 SS	
 Maximum mulching diameter		180 - 230 mm	200 - 250 mm	

# Accessories

## Indeconnect system

New remote monitoring system, based on the principles of the Internet of Things, to prevent equipment obsolescence and keep high performance. The ‘Indeconnect’ system consists of a **device** equipped with 4G technology for a wireless connection to the network, to be mounted on the equipment, and a cloud-based **web platform** you can access from mobile devices (with an app) or from PC, that lets you view the data transmitted in real time by each installed device: working hours, working position in space, hydraulic oil temperature, ambient temperature, GPS position, and more.

Through Indeconnect you can:

- **Monitor productivity**, making sure each Indeco tool is working as intended
- **Check operations**, verifying in real time the various internal and external parameters of the equipment to make sure that it is used in optimal conditions and correctly
- **Increase security**, by remotely checking the position of the equipment through GPS
- **Plan maintenance**, monitoring the health of each Indeco tool in real time, also through the automatic alert and messaging system that lets you order spare parts and reduce machine downtime to a minimum
- **Optimise rental**, by supervising and monitoring the management of rented equipment.





# The cutters

## 1 | Multi-purpose cutter

A heavy duty tool recommended for all types of mulching applications. It is highly productive for the mulching of shrubs, small-diameter tree trunks, bushes and branches. The operator is ensured an excellent combination of productivity and longevity of the high-performance cutter.

1 |



## 2 | Cobra cutter

A forest mulching tool for extremely heavy duty use, recommended for work in more demanding applications in the case of the prevalent presence of harder long-fibre woods, stumps external to the ground and larger diameter tree trunks. The initial surface of the smaller cutter facilitates deeper penetration, while the various lateral profiles of the tool facilitate yielding of the wood fibres and contribute to preventing possible slowing in mulching thicker logs.


2 |



## 3 | Cutter with Tungsten Carbide



Tool with apical insert in Tungsten Carbide for use in special applications, where there is a greater presence of buried stumps, uneven ground, sand, debris or other hard and abrasive materials that could cause the premature wear of traditional steel tools. The Tungsten Carbide cutter is also recommended in applications where a finer mulch is required.

3 |





# Application areas

		IMH
 Land Clearing	Land clearing	• Right of way clearance and maintenance
		• Power transmission/distribution line and substation clearance
		• Railway maintenance
		• Residential and farm clearing
		• Highway maintenance
		• Pipeline clearance
		• Ski resorts and other speciality field maintenance
		• Roadside maintenance
 Agriculture and Forestry	Gardening & landscaping	• Fencing
		• Ground excavation
		• Rock breaking
		• Pit planting
		• Stump splitting
		• Golf course maintenance
		• Root and stump grinding
		• Hedgerow clearance and rejuvenation
	Forestry	• Grinding of logging residues
		• Timber log handling
		• Maintenance of green area, small trees and brush
		• Creation and upkeep of woodland corridors and firebreaks
		• Tree clearing
		• Vegetation clearing
		• Branch clearing





The full range of other Indeco products

CarucciChirazzi

Products		Weight	
IFP	8 X	750	Kg
IFP	13 X	1300	Kg
IFP	19 X	1800	Kg
IFP	28 X	2800	Kg
IFP	35 X	3450	Kg
IFP	45 X	4550	Kg
IRP	5 X	570	Kg
IRP	11 X	1150	Kg
IRP	18 X	1700	Kg
IRP	23 X	2300	Kg
IRP	29 X	2950	Kg
IRP	36 X	3600	Kg
IRP	45 X	4500	Kg
IMP*	15	1500	Kg
IMP*	20	2080	Kg
IMP*	25	2400	Kg
IMP*	35	3500	Kg
IMP*	45	4500	Kg

Products		Weight	
IHC	50	200	Kg
IHC	70	445	Kg
IHC	75	485	Kg
IHC	150	970	Kg
IHC	250	1280	Kg
IHC R	50	425	Kg
IHC R	70	630	Kg
IHC R	75	670	Kg
IHC R	150	1185	Kg
IHC R	250	1520	Kg
IMG S**	300	285	Kg
IMG S**	400	380	Kg
IMG S**	600	570	Kg
IMG S**	1200	1140	Kg
IMG S**	1700	1610	Kg
IMG S**	2300	2180	Kg
IMG S**	2800	2650	Kg
ISS***	5/7	570	Kg

Products		Weight	
ISS***	8/13	1250	Kg
ISS***	10/20	2400	Kg
ISS***	20/30	3650	Kg
ISS***	25/40	4800	Kg
ISS***	30/50	6100	Kg
ISS***	35/60	7600	Kg
ISS***	45/90	10400	Kg
IRC***	30	4200	Kg
IMH	3	385	Kg
IMH	5	535	Kg
IMH	6	545	Kg
IMH	8	580	Kg
IMH	10	735	Kg
IMH	14	1050	Kg
IMH	20	1500	Kg
IMH	3.2 SS	1000	Kg
IMH	4.2 SS	1400	Kg

\*Crusher configuration - \*\*Sorter configuration - \*\*\*Third-member configuration



**INDECO ind S.p.a.**  
viale Lindemann, 10 z.i. - 70132 Bari - Italy  
**PH** +39 080 531 33 70 - **F** +39 080 537 79 76  
**@** info@indecos.it - www.indecos.it/en



AUTHORISED DEALER

24-03-G-IMH-EN-01-01