



Boom systems

IBS series

 **INDECO**
A TOOL FOR EVERY JOB



Application areas



Mining and Quarry

IBS		
Preliminary works	• Overburden removal	
	• Bench, road & ramp leveling	
	• Roof, face & rib scaling	
Secondary demolition	• Boulder reduction in rock pile	
	• Removing blockages at crushing systems	○
Primary rock breaking	• Selective rock breaking	
	• Blastfree mining	

IBS

boom system

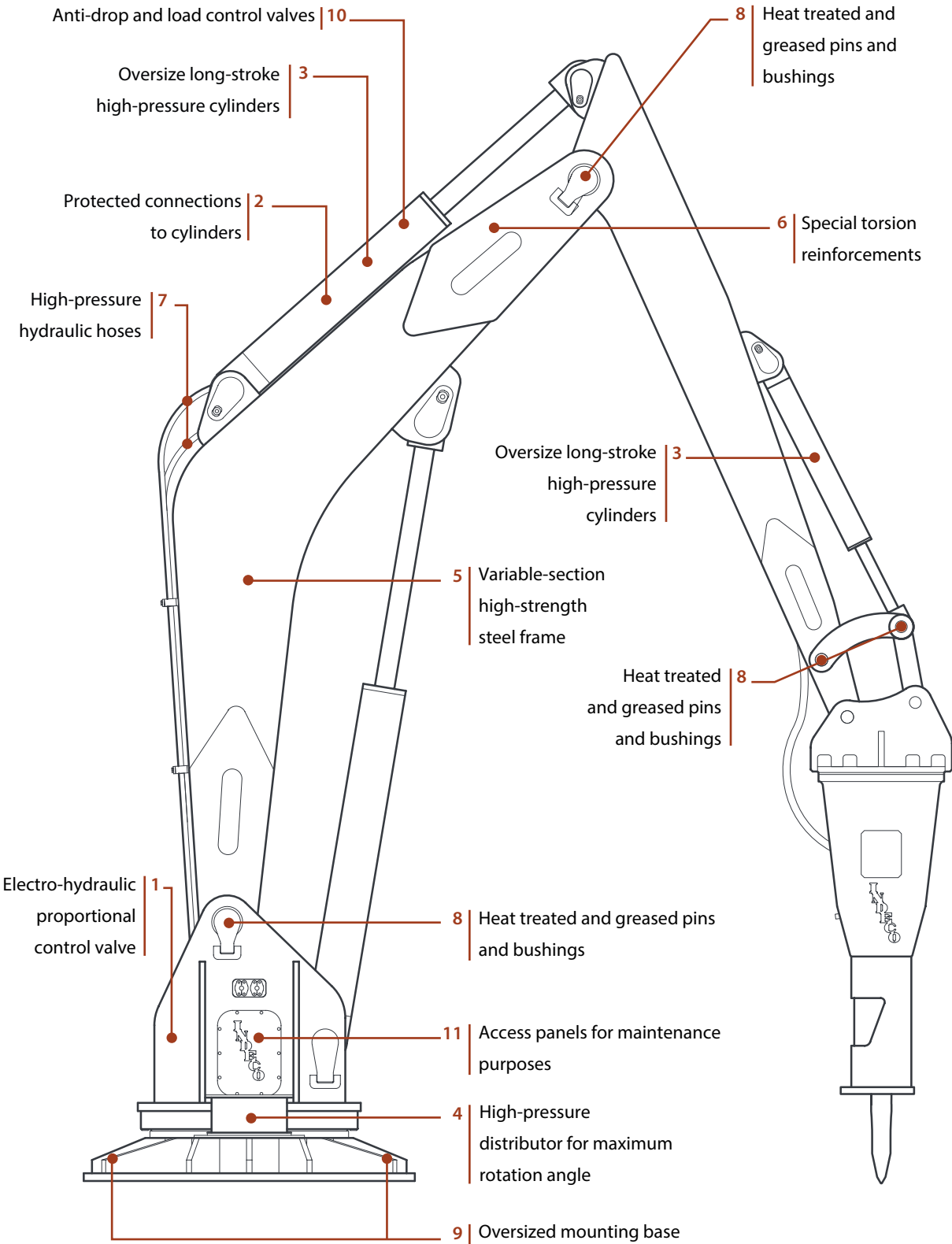
Initially manufactured and marketed by Indeco North America and Indeco Australia, the Indeco IBS Boom System soon had a strong impact on many other markets, having already proven to save time and money in many a quarry and mine, where it is used to reduce bridged and oversized material which could slow down crushing operations. Mounted over the mouth of a primary crusher, the boom system enables the hammer to reach into the mouth of the crusher, reducing oversized boulders as well as clearing any blockages in the hopper. Various remote-control systems enable the operator to maneuver the boom from the cabin. By doing so, plant down times can be safely eliminated. Our experience in the Australian and pan-American markets has enabled Indeco to develop a range of boom systems with outstanding reliability, ruggedness, productivity and profitability. Indeco IBS boom systems, made from extra-strength steel alloys, are tailor-made, and are designed according to the individual requirements and specifications set out by the customer.

Features of Indeco boom systems

The electro-hydraulic proportional control valve **[1]** ensures greater efficiency and precision of movement. The hydraulic connections to the cylinders **[2]** are positioned laterally to provide greater protection against breakage. The hydraulic cylinders, **[3]** designed and manufactured by the Indeco technical division to exclusive specifications, are oversized to provide maximum power and hydraulic efficiency and ensure greater reliability even in demanding applications. The rotating distributor **[4]** for the hydraulic fittings, exclusive to the IBS series, is located inside the base of the arm, ensuring true 360° rotation as there are no hoses to get in the way of movement. Unlike many competing products, the Indeco IBS boom systems are designed and manufactured to be very similar to excavators, not only in terms of their design, but also in their use of special extra-strength steel alloys **[5]** that provide

the best weight/power ratio in the market, thus ensuring versatility and reliability. Special reinforced box sections **[6]** inside the boom make it more rugged, and more resistant to torsion and buckling. The entire hydraulic line mounted on the arm, including the outlet and inlet hoses to the hammer, is made up of high-pressure hoses **[7]**. The sintered bronze and aluminium bushings **[8]**, along with the special-steel pins, are heat treated, which increases their strength and also have special greasing channels. The mounting base **[9]** for the IBS boom is particularly robust and oversized for maximum durability. Anti-drop and load control valves **[10]**, mounted on the cylinders, prevent the boom from accidentally collapsing and at the same time improve safety. Access panels **[11]** to the rotation motor and to the hydraulic distribution system facilitate maintenance.

Here at Indeco we use computational tools such as FEA - Finite Element Analysis - to perform structural and stress tests, making it possible to test and improve the product before the start of the manufacturing process.



Rotation

Indeco IBS boom systems are available with three different types of rotation, for maximum flexibility, depending on the type of job they are used for.

**360°
slewing ring and hydraulic motor**

360° rotation with a fifth wheel and pinion and planetary gear units for maximum operating flexibility makes the Indeco IBS similar to an excavator boom.




**180°
hydraulic actuator**

true 180° rotation using a special hydraulic actuator designed and manufactured exclusively by Indeco, provides greater versatility and application in a wider work area.

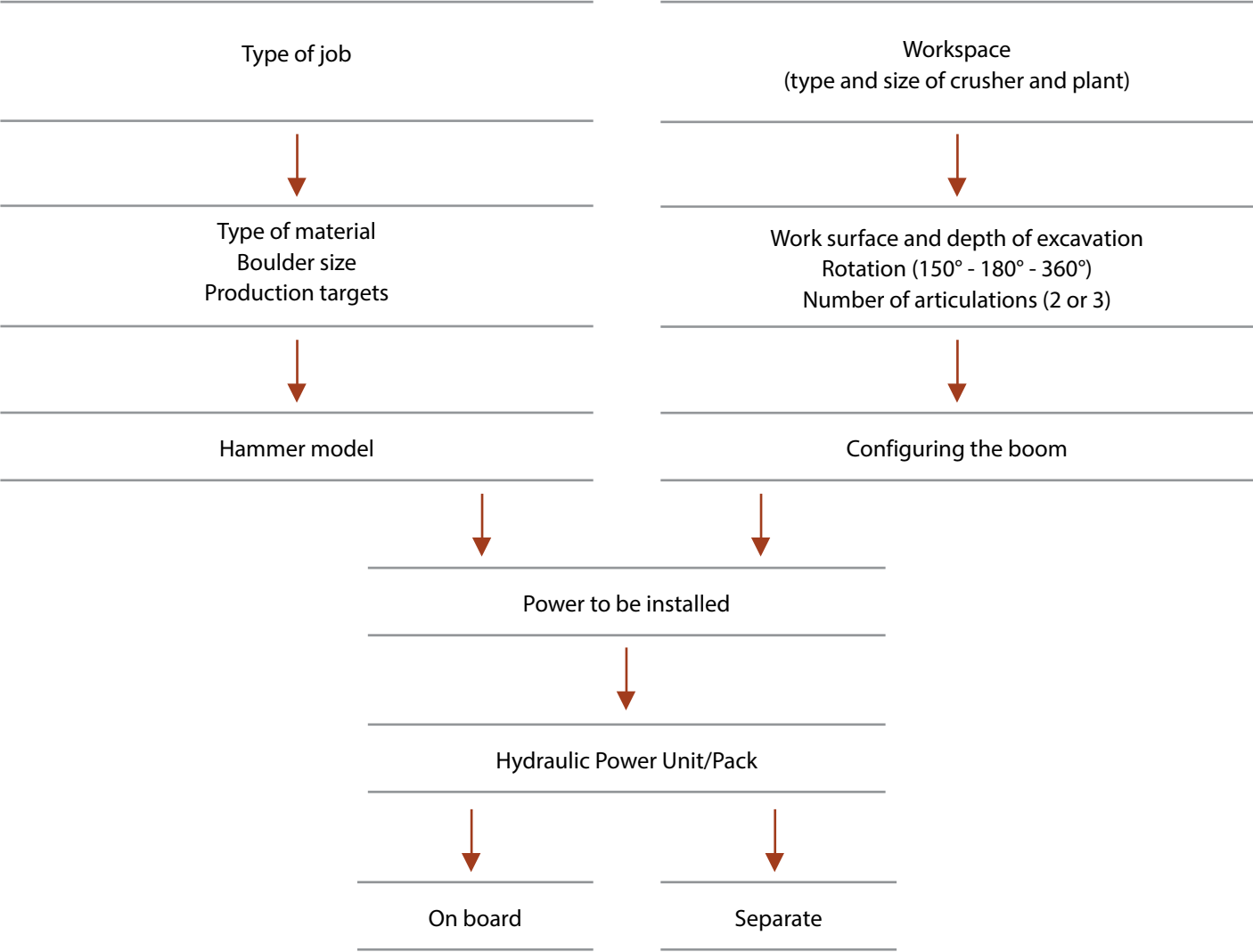


**150°
side hydraulic pistons**

150° rotation uses two oversize hydraulic pistons working in sequence, to ensure better performance and greater rotational power.



How to choose the boom system



		INDECO BOOM SYSTEM							
		IBS 33	IBS 40	IBS 50	IBS 62	IBS 76	IBS 94	IBS 116	IBS 143
		Maximum Horizontal Reach (ft)*							
Power Pack (Hp)	Hammer (lbs)	11	13	16.5	20.5	25	31	38	47
20	HP 150 (135)	IBS 33-550	IBS 40-500						
	HP 200 (180/220)	IBS 33-550	IBS 40-500						
	HP 350 (360)	IBS 33-550	IBS 40-500						
	HP 550 (510)	IBS 33-550	IBS 40-500						
28	HP 800 (710)	IBS 33-1100	IBS 40-1100	IBS 50-1100					
	HP 1000 (860)	IBS 33-1100	IBS 40-1100	IBS 50-1100					
	HP 1100 (980)	IBS 33-1100	IBS 40-1100	IBS 50-1100					
40	HP 1250 (1220)	IBS 33-1500	IBS 40-1500	IBS 50-1500	IBS 62-1500				
	HP 1500 (1440)	IBS 33-1500	IBS 40-1500	IBS 50-1500	IBS 62-1500				
50	HP 1800 (1880)		IBS 40-2000	IBS 50-2000	IBS 62-2000	IBS 76-2000			
	HP 2000 (2250)		IBS 40-2000	IBS 50-2000	IBS 62-2000	IBS 76-2000			
60	HP 3000 (2650)				IBS 62-4000	IBS 76-4000	IBS 94-4000	IBS 116-4000	IBS 143-4000
	HP 4000 (3320)				IBS 62-4000	IBS 76-4000	IBS 94-4000	IBS 116-4000	IBS 143-4000
74	HP 4500 (3740)					IBS 76-6000	IBS 94-6000	IBS 116-6000	IBS 143-6000
	HP 6000 (5000)					IBS 76-6000	IBS 94-6000	IBS 116-6000	IBS 143-6000
100	HP 7500 (5550)						IBS 94-10000	IBS 116-10000	IBS 143-10000
	HP 10000 (6950)						IBS 94-10000	IBS 116-10000	IBS 143-10000

*Lengths can be customized according to the customer's requirements



Accessories

Three articulations

The Indeco hydraulic boom can be made with three articulations [|1|](#) so as to increase the working area when the hammer is in a vertical position, to reach inaccessible positions under the mounting base, and to increase versatility of use.

Automatic greasing kit for boom and hammer

Optimises grease consumption, cutting out the machine down times once needed to lubricate moving parts.
The kit includes a programmable pumping unit pack [|2|](#), hoses and hammer and boom fittings.
The system increases the service life of all the ball bushings on the boom and in the moving parts of the hammer.

Control system

The Indeco IBS has a highly efficient control system with an electro-hydraulic proportional valve.
Indeco has designed two different types:

- remote control [|3|](#), with a special cable up to 300 ft in length
- wireless remote control [|4|](#) for distances of up to 100 ft.

Heat exchanger

High-efficiency radiator [|5|](#) and auxiliary cooling fan to keep the oil temperature constant even in extreme operating conditions.

Oil warmer

At very low working temperatures and in cold climates, the oil warmer [|6|](#) keeps the oil temperature constant.

Oil level indicator

Indicator [|7|](#) which warns the operator when the oil level is too low.


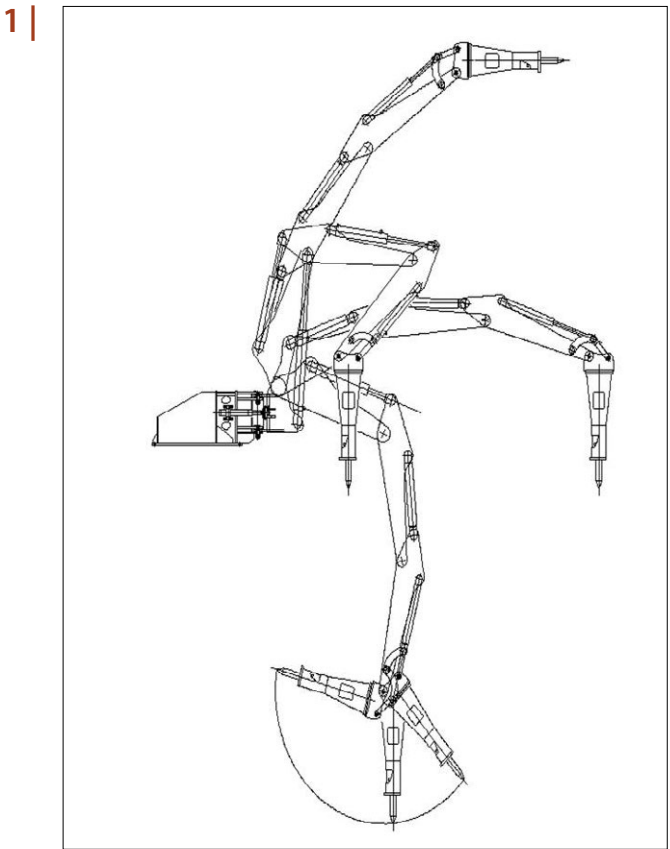
Temperature indicator

Indicator [|8|](#) which warns the operator when the temperature is too high.

Hydraulic feed pumps

There are three types of hydraulic feed pumps [|9|](#):

- gear pumps, for operating pressures of up to 2900 psi
- axial piston pumps for operating pressures of over 2900 psi
- variable displacement pumps with load sensing.



The full range of Indeco hammers

Hammer	Weight
HP 150	135 lbs
HP 200	180 lbs
HP 200 Heavy Duty	220 lbs
HP 350	360 lbs
HP 550	510 lbs
HP 800	710 lbs
HP 1000	860 lbs
HP 1100	980 lbs
HP 1250	1220 lbs
HP 1500	1440 lbs
HP 1800	1880 lbs
HP 2000	2250 lbs

Hammer	Weight
HP 3000	2650 lbs
HP 4000	3320 lbs
HP 4500	3740 lbs
HP 5000	4200 lbs
HP 6000	5000 lbs
HP 7500	5550 lbs
HP 10000	6950 lbs
HP 11000	7950 lbs
HP 12000	9900 lbs
HP 14000	11600 lbs
HP 16000	17200 lbs
HP 25000 Plus	24400 lbs

Indeco North America
 135 Research Drive
 Milford CT, 06460
 ph. (203) 713-1030 - fax (203) 713-1040
www.indeco-breakers.com

USA

The contents of this publication may not be reproduced in whole or in part without prior authorization from the Indeco ind S.p.a.

All rights reserved. Trademarks used in this catalog are the property of their respective holders.