



Boom systems


IBS series



A TOOL FOR EVERY JOB



Application areas

IBS		
 Mining and Quarry	Preliminary works	<ul style="list-style-type: none">• Overburden removal• Bench, road & ramp leveling• Roof, face & rib scaling
	Secondary demolition	<ul style="list-style-type: none">• Boulder reduction in rock pile• Removing blockages at crushing systems
	Primary rock breaking	<ul style="list-style-type: none">• Selective rock breaking• Miniere senza esplosivi

IBS

boom system

Initially manufactured and marketed by Indeco North America and Indeco Australia, the Indeco IBS Boom System soon had a strong impact on many other markets, having already proven to save time and money in many a quarry and mine, where it is used to reduce bridged and oversized material which could slow down crushing operations. Mounted over the mouth of a primary crusher, the boom system enables the breaker to reach into the mouth of the crusher, reducing oversized boulders as well as clearing any blockages in the hopper. Various remote-control systems enable the operator to manoeuvre the boom from the cabin. By doing so, plant down times can be safely eliminated. Our experience on the Australian and pan-American markets has enabled Indeco to develop a range of boom systems with outstanding reliability, ruggedness, productivity and profitability. Indeco IBS boom systems, made from extra-strength steel alloys, are tailor-made, and are designed according to the individual requirements and specifications set out by the customer.

Features of Indeco boom systems

The electro-hydraulic proportional control valve **[1]** ensures greater efficiency and precision of movement.

The hydraulic connections to the cylinders **[2]** are positioned laterally to provide greater protection against breakage.

The hydraulic cylinders, **[3]** designed and manufactured by the Indeco technical division to exclusive specifications, are oversized to provide maximum power and hydraulic efficiency and ensure greater reliability even in demanding applications.

The rotating distributor **[4]** for the hydraulic fittings, exclusive to the IBS series, is located inside the base of the arm, ensuring true 360° rotation as there are no hoses to get in the way of movement.

Unlike many competing products, the Indeco IBS boom systems are designed and manufactured to

be very similar to those of excavators, not only in terms of their design, but also in their use of special extra-strength steel alloys **[5]** that provide the best weight/power ratio on the market, thus ensuring versatility and reliability.

Special reinforced box sections **[6]** inside the boom make it more rugged, and more resistant to torsion and buckling.

The entire hydraulic line mounted on the arm, including the outlet and inlet hoses to the hammer, is made up of high-pressure hoses **[7]**.

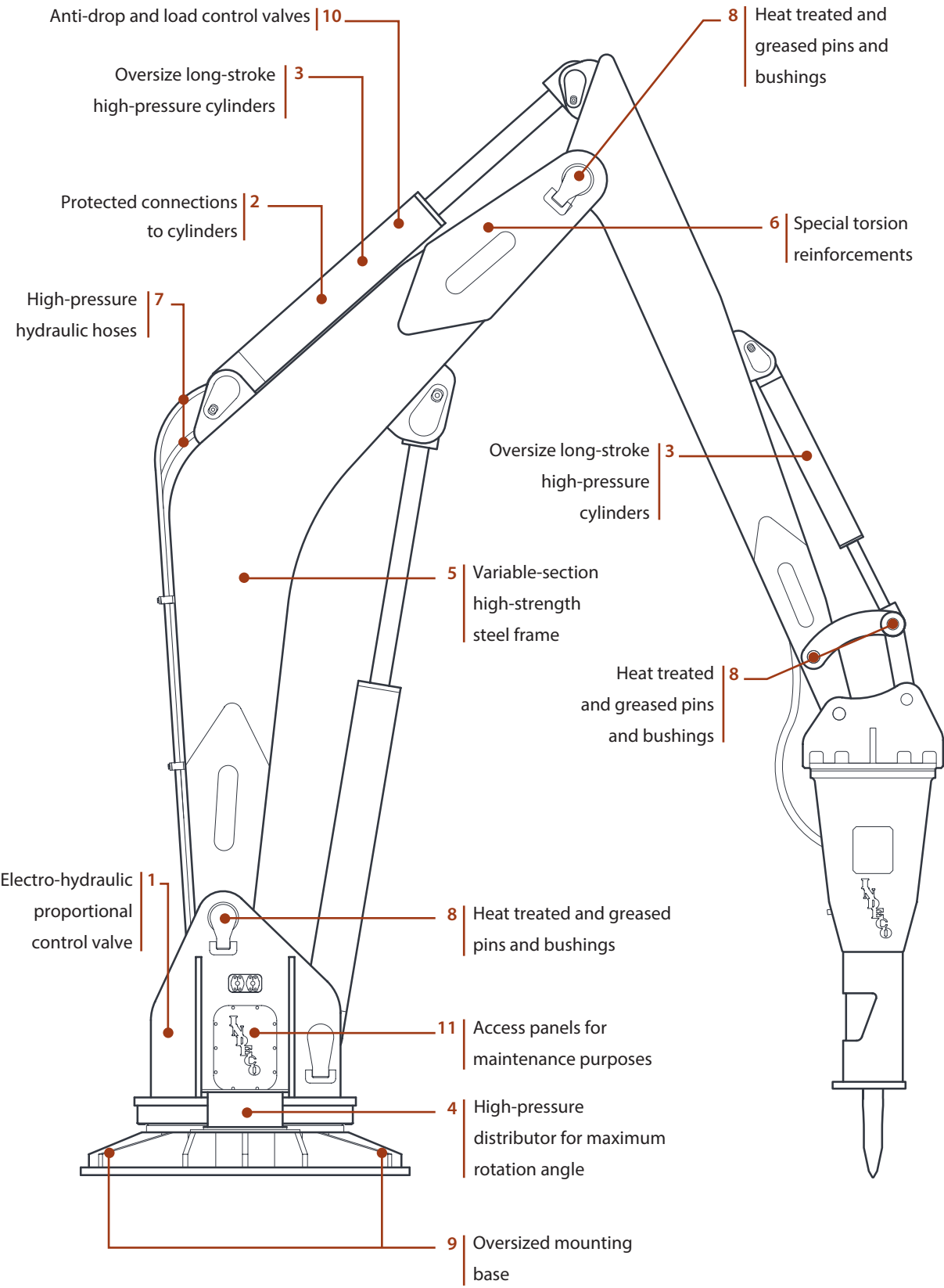
The sintered bronze and aluminium bushings **[8]**, along with the special-steel pins, are heat treated, which increases their strength and also have special greasing channels.

The mounting base **[9]** for the IBS boom is particularly robust and oversized for maximum durability.

Anti-drop and load control valves **[10]**, mounted on the cylinders, prevent the boom from accidentally collapsing and at the same time improve safety.

Access panels **[11]** to the rotation motor and to the hydraulic distribution system facilitate maintenance.

Here at Indeco we use computational tools such as FEA – Finite Element Analysis – to perform structural and stress tests, making it possible to test and improve the product before the start of the manufacturing process.



Rotation

Indeco IBS boom systems are available with three different types of rotation, for maximum flexibility,

depending on the type of job they are used for.

360°

slewing ring and hydraulic motor

360° rotation with a fifth wheel and pinion and planetary gear units for maximum operating flexibility makes the Indeco IBS similar to an excavator boom.



180°

hydraulic actuator

true 180° rotation using a special hydraulic actuator designed and manufactured exclusively by Indeco, provides greater versatility and application in a wider work area.



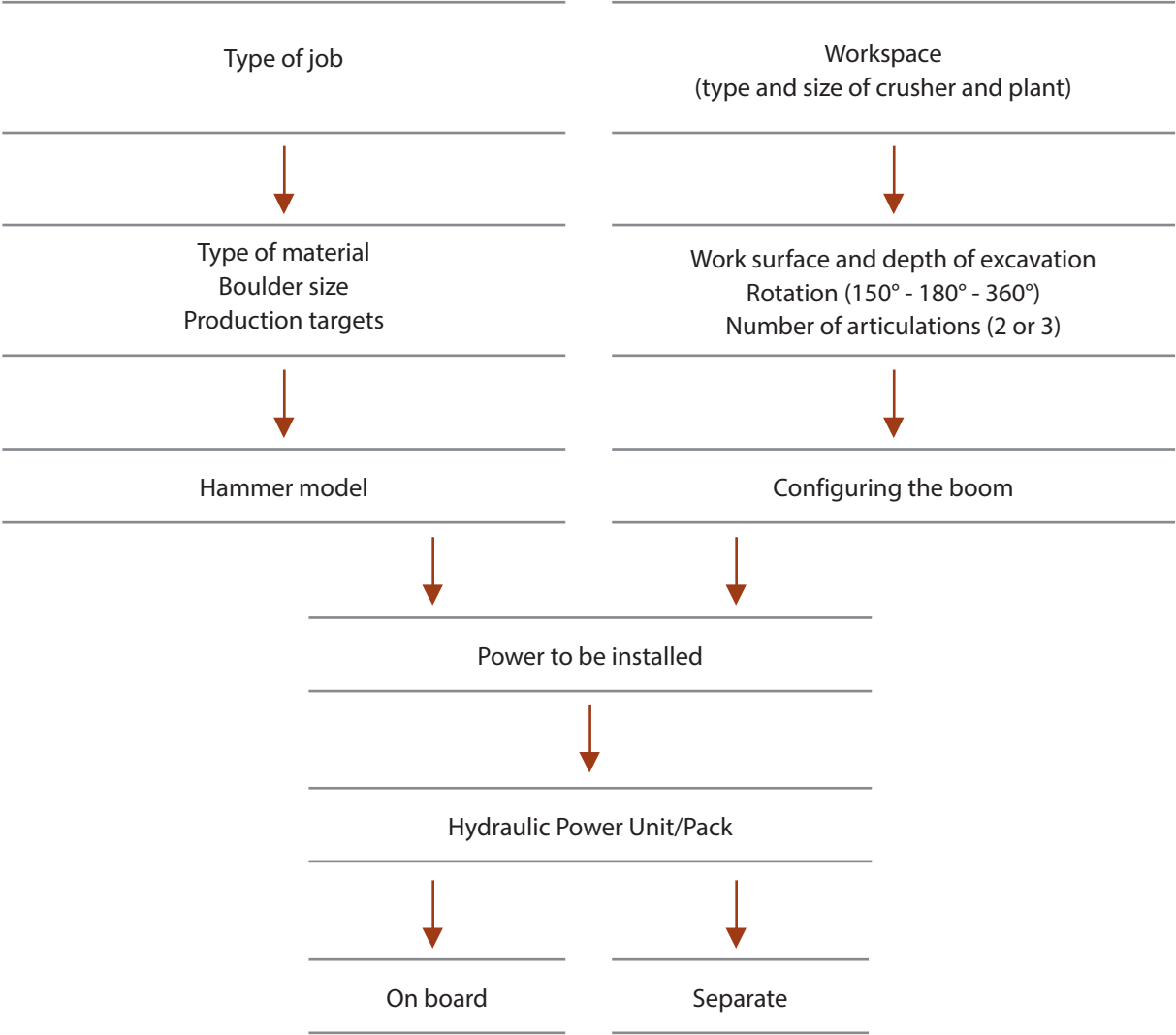
150°

side hydraulic pistons

150° rotation uses two oversize hydraulic pistons working in sequence, to ensure better performance and greater rotational power.



How to choose the boom system



On board power unit/pack,
three-phase electric motor



Separate power unit/pack,
electrical panel with soft starter inverter



INDECO BOOM SYSTEM									
		IBS 33	IBS 40	IBS 50	IBS 62	IBS 76	IBS 94	IBS 116	IBS 143
Maximum horizontal length (m)*									
Power Pack (Kw)	Hammer (Kg)	3,3	4	5	6,2	7,6	9,4	11,6	14,3
15	HP 100 (59)	IBS 33-400	IBS 40-400						
	HP 150 (80/98)	IBS 33-400	IBS 40-400						
	HP 200 (160)	IBS 33-400	IBS 40-400						
	HP 400 (230)	IBS 33-400	IBS 40-400						
21	HP 550 (320)	IBS 33-700	IBS 40-700	IBS 50-700					
	HP 600 (390)	IBS 33-700	IBS 40-700	IBS 50-700					
	HP 700 (440)	IBS 33-700	IBS 40-700	IBS 50-700					
30	HP 900 (550)	IBS 33-1200	IBS 40-1200	IBS 50-1200	IBS 62-1200				
	HP 1200 (650)	IBS 33-1200	IBS 40-1200	IBS 50-1200	IBS 62-1200				
37	HP 1500 (850)		IBS 40-1800	IBS 50-1800	IBS 62-1800	IBS 76-1800			
	HP 1800 (1000)		IBS 40-1800	IBS 50-1800	IBS 62-1800	IBS 76-1800			
45	HP 2000 (1200)				IBS 62-2500	IBS 76-2500	IBS 94-2500	IBS 116-2500	IBS 143-2500
	HP 2500 (1500)				IBS 62-2500	IBS 76-2500	IBS 94-2500	IBS 116-2500	IBS 143-2500
55	HP 2750 (1690)					IBS 76-3500	IBS 94-3500	IBS 116-3500	IBS 143-3500
	HP 3500 (2200)					IBS 76-3500	IBS 94-3500	IBS 116-3500	IBS 143-3500
75	HP 4000 (2500)						IBS 94-5000	IBS 116-5000	IBS 143-5000
	HP 5000 (3150)						IBS 94-5000	IBS 116-5000	IBS 143-5000

*Lengths can be customized according to the customer's requirements



Accessories

Three articulations

The Indeco hydraulic boom can be made with three articulations **|1|** so as to increase the working area when the hammer is in a vertical position, to reach inaccessible positions under the mounting base, and to increase versatility of use.

Automatic greasing kit for boom and hammer

Optimises grease consumption, cutting out the machine down times once needed to lubricate moving parts.

The kit includes a programmable pumping unit pack **|2|**, hoses and hammer and boom fittings. The system increases the service life of all the ball bushings on the boom and in the moving parts of the hammer.

Control system

The Indeco IBS has a highly efficient control system with an electro-hydraulic proportional valve.

Indeco has designed two different types:

- remote control **|3|**, with a special cable up to 90 m in length
- wireless remote control **|4|** for distances of up to 30 m.

Heat exchanger

High-efficiency radiator **|5|** and auxiliary cooling fan to keep the oil temperature constant even in extreme operating conditions.

Oil warmer

At very low working temperatures and in cold climates, the oil warmer **|6|** keeps the oil temperature constant.

Oil level indicator

Indicator **|7|** which warns the operator when the oil level is too low.



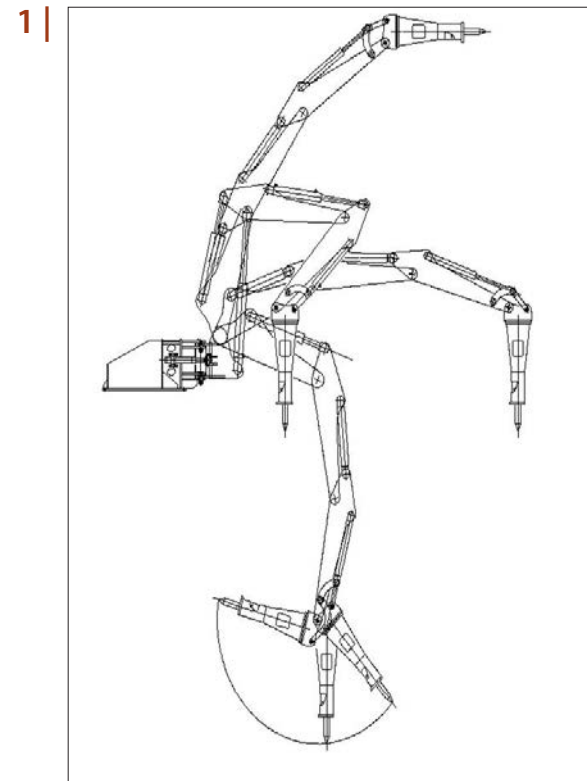
Temperature indicator

Indicator **|8|** which warns the operator when the temperature is too high.

Hydraulic feed pump

There are three types of hydraulic feed pump **|9|**:

- gear pumps, for operating pressures of up to 200 bars
- axial piston pumps for operating pressures of over 200 bars
- variable displacement pumps with load sensing.



The full range of Indeco hammers

Hammer		Weight		Hammer		Weight	
HP	100	59	Kg	HP	2000	1200	Kg
HP	150	80	Kg	HP	2500	1500	Kg
HP	150 Heavy Duty	98	Kg	HP	2750	1690	Kg
HP	200	160	Kg	HP	3000	1900	Kg
HP	400	230	Kg	HP	3500	2200	Kg
HP	550	320	Kg	HP	4000	2500	Kg
HP	600	390	Kg	HP	5000	3150	Kg
HP	700	440	Kg	HP	6000	3600	Kg
HP	900	550	Kg	HP	7000	4000	Kg
HP	1200	650	Kg	HP	9000	5000	Kg
HP	1500	850	Kg	HP	12000	7800	Kg
HP	1800	1000	Kg	HP	18000 Plus	11050	Kg



Indeco ind S.p.a.
viale Lindemann, 10 z.i. - 70132 Bari - Italy
tel. +39 080 531 33 70 - fax +39 080 537 79 76
info@indec.it - www.indec.it/en