

# Compactors

IHC - Fixed

IHC R - Rotating





## IHC and IHC R compactors

Indeco IHC compactors combine high compaction with fast turnaround times. They are a very efficient replacement both for traditional risky and tiring manual equipment and for self-propelled rollers, which are at great risk of rollover during slope applications.

Compaction is achieved by applying both the dynamic force of a hydraulically-driven vibration system and the static weight of the carrier boom to the thick steel baseplate of the compactor.

Of course, the dynamic forces have to be powerful enough to vibrate the steel baseplate. To enable this to happen, Indeco compactors (mounted straight onto the carrier boom) are hydraulically driven with an oil-bath bearing system, which gives a balanced design of compaction force and vibration speed, so as to achieve the depth penetration needed to reduce air voids and move more material faster. Indeco's fixed or rotating IHC hydraulic compactors offer superior efficiency and versatility compared with other products on the market. Being fitted with the same mounting bracket as other Indeco hydraulic equipment makes it easy to switch from one tool to another at the jobsite.

Using just the carrier's hydraulic circuit, they are ideal for compacting backfill for trenches, as well as embankments or other steep slope applications, around foundations or close to other obstacles.

IHC compactors are also perfect for working on grainy, cohesive and semi-cohesive soils with optional adapters on the vibratory plate turning them into highly efficient, pile-driving tools. Indeco's rotating compaction plate, the IHC R, makes it much easier to position the excavator at the right angle to the working surface, especially for jobs in narrow pipe trenches and confined areas, where the compaction plate needs to reach into difficult corners or skirt round manholes and other obstacles.

Robust, versatile and highly productive, IHC compactors have a number of special features created by the technology researchers at Indeco.



# Features of Indeco compactors

The system uses oil-bath bearings **|1|**, ensuring maximum reliability, low maintenance costs and high performance, even on the toughest of jobs.

The rubber shock-absorber system **|2|** is designed to direct the whole force down into the material to be compacted, thus isolating vibrations from the carrier and the operator.

The thick chassis and baseplates **|3|** are made from extra-strength steel alloys which means no flexing or other buckling that could affect performance.

The hydraulic system **|4|** balances force and speed to ensure that the eccentric weights can achieve depth penetration and reduce air voids.

The compactor has been specially designed **|5|** to work up close to trench walls, foundations, guard rails and other obstacles, along the whole width and length of the job.

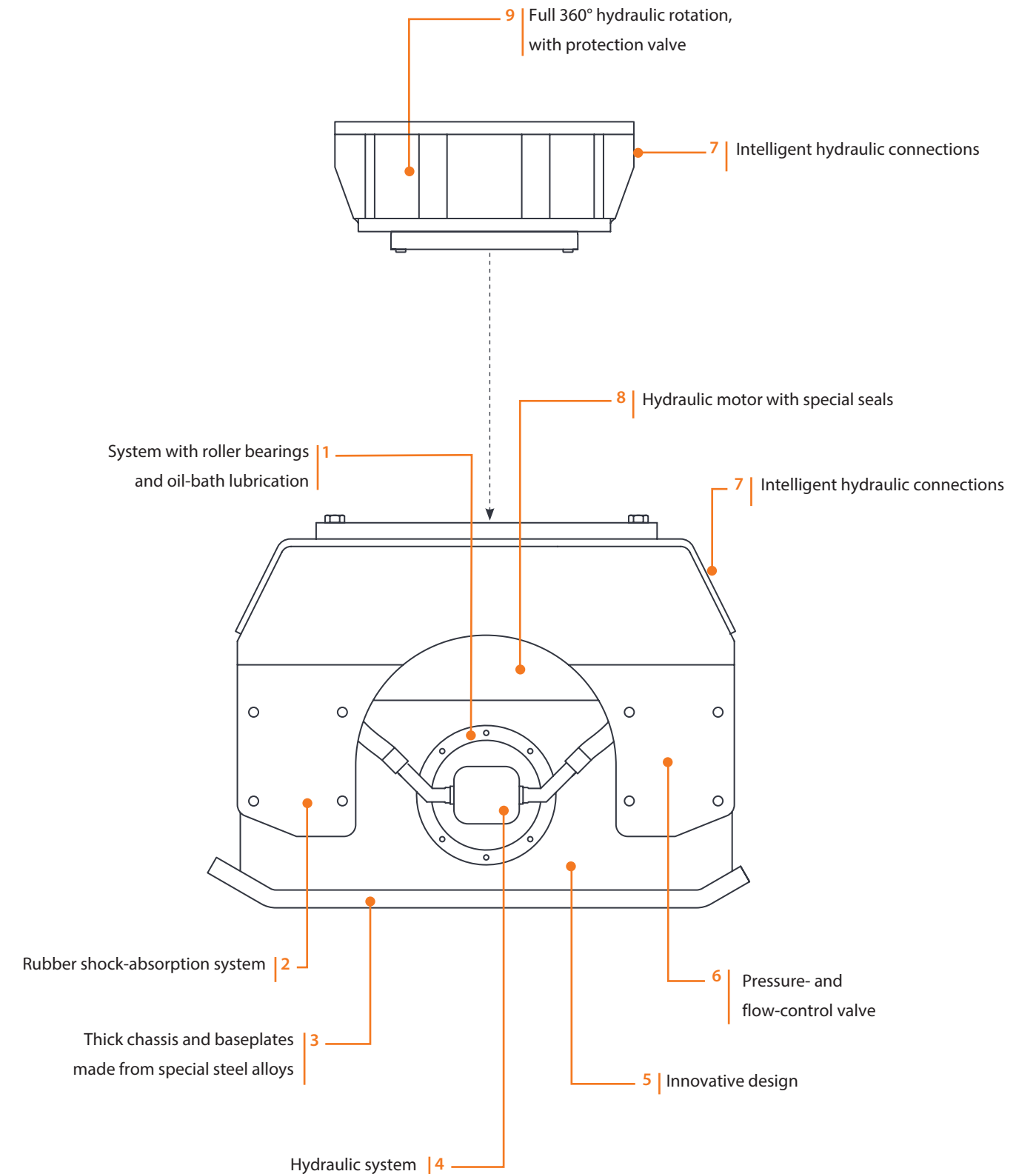
The pressure- and flow-control valve **|6|** provides safer, quicker installation, ensuring that incorrect set-ups cannot affect the long-term reliability of the compactor.

The hydraulic connections **|7|** are located in a practical and functional area in the rear of the compactor.




They run parallel with the carrier hoses, which protects them from accidental breakage, especially in deep narrow pipe trenches.

The motor **|8|**, with its special high-pressure seals, can withstand backpressure without the need for a drain line.

Full 360° hydraulic rotation **|9|** optimizes the position of the vibratory plate under any working conditions, moving more material faster.





Technical Data	IHC 50	IHC 70	IHC 75
Type of carrier	1 3	1 3	1 3
Excavator weight	3800 ÷ 17600 lbs	7700 ÷ 28600 lbs	8800 ÷ 30800 lbs
Equipment weight*	450 lbs	1000 lbs	1100 lbs
Height	22 in	23.5 in	23.5 in
Baseplate size	12 x 30 in	18 x 33 in	25 x 34 in
Centrifugal force	6600 lbs	8800 lbs	8800 lbs
Compacting force Min - Med - Max	10.8 16.9 24.2 psi 	11.7 15.6 20 psi 	9.2 12.2 15.7 psi 
Frequency Min - Med - Max	2000 2500 3000 rpm 33 42 50 hz	1600 1850 2100 rpm 27 31 35 hz	1600 1850 2100 rpm 27 31 35 hz
Oil flow to motor	12 ÷ 18 gpm	15 ÷ 20 gpm	15 ÷ 20 gpm
Maximum working pressure adjusted to the excavator	3450 psi	2850 psi	2850 psi
Maximum backpressure	100 psi	300 psi	300 psi
Compatibility of attachment plate with mounting bracket	HP 550	HP 1250	HP 1250

\*The operating weight of the equipment includes mounting bracket compatible with Indeco construction standards. Any differences in weight may be due to a different mounting bracket configuration.

#### Carrier key



Compact excavator



Miniloader



Backhoe loader





Wheeled excavator



Tracked excavator

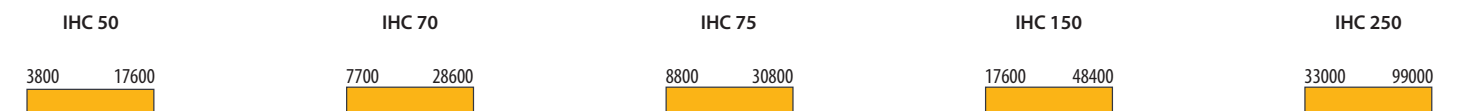


Technical Data	IHC 150	IHC 250
Type of carrier	4 5	4 5
Excavator weight	17600 ÷ 48400 lbs	33000 ÷ 99000 lbs
Equipment weight*	2150 lbs	2850 lbs
Height	31.5 in	31.5 in
Baseplate size	28 x 47 in	35 x 48 in
Centrifugal force	22000 lbs	37400 lbs
Compacting force Min - Med - Max	18.9 22.1 25.6 psi 	17.7 24 31.3 psi 
Frequency Min - Med - Max	1800 1950 2100 rpm 30 33 35 hz	1800 2100 2400 rpm 30 35 40 hz
Oil flow to motor	27 ÷ 32 gpm	50 ÷ 70 gpm
Maximum working pressure adjusted to the excavator	2850 psi	2450 psi
Maximum backpressure	300 psi	100 psi
Compatibility of attachment plate with mounting bracket	HP 1800 HP 2000	HP 3000 - HP 4000 HP 5000 ÷ HP 7500

The information in this catalog is subject to change without notice and without any obligation or responsibility on our part. The content of this catalog is provided as a courtesy to readers and constitutes non binding information only.

#### Compatibility

Suggested uses on machines with an overall weight (in lbs):





Technical Data	IHC R 50	IHC R 70	IHC R 75
Type of carrier	1 3	1 3 4	1 3 4
Excavator weight	7700 ÷ 28600 lbs	14300 ÷ 35200 lbs	15400 ÷ 35200 lbs
Equipment weight*	950 lbs	1400 lbs	1500 lbs
Height	34.7 in	36.7 in	36.7 in
Baseplate size	12 x 30 in	18 x 33 in	25 x 34 in
Centrifugal force	6600 lbs	8800 lbs	8800 lbs
Compacting force Min - Med - Max	10.8 16.9 24.2 psi 	11.7 15.6 20 psi 	9.2 12.2 15.7 psi 
Frequency Min - Med - Max	2000 2500 3000 rpm 33 42 50 hz	1600 1850 2100 rpm 27 31 35 hz	1600 1850 2100 rpm 27 31 35 hz
Oil flow to motor	12 ÷ 18 gpm	15 ÷ 20 gpm	15 ÷ 20 gpm
Maximum working pressure adjusted to the excavator	3450 psi	2850 psi	2850 psi
Maximum backpressure	100 psi	300 psi	300 psi
Oil delivery for rotation	3 gpm	3 gpm	3 gpm
Pressure regulated for rotation	1300 psi	1300 psi	1300 psi
Compatibility of attachment plate with mounting bracket	HP 1250	HP 1250	HP 1250

\*The operating weight of the equipment includes mounting bracket compatible with Indeco construction standards. Any differences in weight may be due to a different mounting bracket configuration.

Technical Data	IHC R 150	IHC R 250
Type of carrier	4 5	4 5
Excavator weight	33000 ÷ 55000 lbs	35200 ÷ 99000 lbs
Equipment weight*	2650 lbs	3350 lbs
Height	42.6 in	43.4 in
Baseplate size	28 x 47 in	35 x 48 in
Centrifugal force	22000 lbs	37400 lbs
Compacting force Min - Med - Max	18.9 22.1 25.6 psi 	17.7 24 31.3 psi 
Frequency Min - Med - Max	1800 1950 2100 rpm 30 33 35 hz	1800 2100 2400 rpm 30 35 40 hz
Oil flow to motor	27 ÷ 32 gpm	50 ÷ 70 gpm
Maximum working pressure adjusted to the excavator	2850 psi	2450 psi
Maximum backpressure	300 psi	100 psi
Oil delivery for rotation	3 gpm	3 gpm
Pressure regulated for rotation	1300 psi	1300 psi
Compatibility of attachment plate with mounting bracket	HP 3000 HP 4000	HP 3000 HP 4000

The information in this catalog is subject to change without notice and without any obligation or responsibility on our part. The content of this catalog is provided as a courtesy to readers and constitutes non binding information only.

#### Carrier key



Compact excavator



Miniloader



Backhoe loader



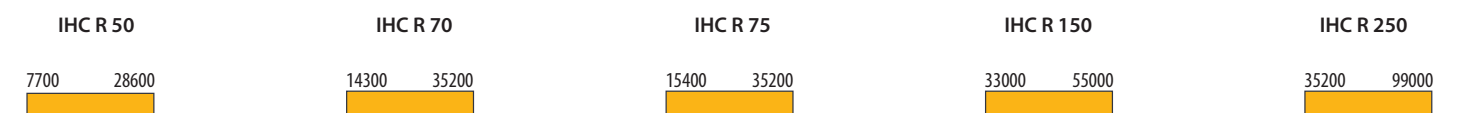
Wheeled excavator



Tracked excavator

#### Compatibility

Suggested uses on machines with an overall weight (in lbs):



# Accessories

## 1 | Indeconnect system

New remote monitoring system, based on the principles of the Internet of Things, to prevent equipment obsolescence and keep high performance. The 'Indeconnect' system consists of a **device** equipped with 4G technology for a wireless connection to the network, to be mounted on the equipment, and a cloud-based **web platform** you can access from mobile devices (with an app) or from PC, that lets you view the data transmitted in real time by each installed device: working hours, working position in space, hydraulic oil temperature, ambient temperature, GPS position, and more.

Through Indeconnect you can:

- **Monitor productivity**, making sure each Indeco tool is working as intended
- **Check operations**, verifying in real time the various internal and external parameters of the equipment to make sure that it is used in optimal conditions and correctly
- **Increase security**, by remotely checking the position of the equipment through GPS
- **Plan maintenance**, monitoring the health of each Indeco tool in real time, also through the automatic alert and messaging system that lets you order spare parts and reduce machine downtime to a minimum
- **Optimise rental**, by supervising and monitoring the management of rented equipment.

## 2 | Backfill blade




A useful option, mounted on the compactor, for smoothing and levelling the earth to be compacted, without needing to switch from compactor to bucket.

## 3 | Adaptable and removable plates

bolt-in on the standard vibratory plate, produced on request and customisable in width and depth to compact narrow ditches and ground of a specific size.



# Application areas

		IHC	IHC R	
 <p><b>Earth Moving and Construction</b></p>	Earth moving works	<ul style="list-style-type: none"> <li>• Trenching</li> <li>• Ground excavation</li> <li>• Floor leveling</li> <li>• Soil compaction</li> <li>• Trench compaction</li> <li>• Loading soil or bulk material</li> </ul>	<input type="checkbox"/> <input type="checkbox"/> <input type="checkbox"/> <input type="checkbox"/> <input type="checkbox"/> <input type="checkbox"/>	
	Foundation works	<ul style="list-style-type: none"> <li>• Building foundation excavation</li> <li>• Ground leveling</li> </ul>	<input type="checkbox"/> <input type="checkbox"/>	
	Building construction	<ul style="list-style-type: none"> <li>• Foundation pile driving</li> <li>• Compaction around pillars</li> </ul>	<input type="checkbox"/> <input type="checkbox"/>	
	 <p><b>Infrastructures</b></p>	Tunnelling	<ul style="list-style-type: none"> <li>• Tunnel excavation</li> <li>• Roof, face &amp; rib scaling</li> </ul>	<input type="checkbox"/> <input type="checkbox"/>
		Underwater application	<ul style="list-style-type: none"> <li>• Dredging</li> <li>• Dock deepening &amp; extension</li> <li>• Canal deepening &amp; extension</li> <li>• Loading soil or bulk material</li> <li>• Handling rock or breakwaters</li> </ul>	<input type="checkbox"/> <input type="checkbox"/> <input type="checkbox"/> <input type="checkbox"/> <input type="checkbox"/>
		Trenching	<ul style="list-style-type: none"> <li>• Oil &amp; gas, water &amp; sewage (deep trenching)</li> <li>• Trenching</li> <li>• Trench soil compaction</li> </ul>	<input type="checkbox"/> <input type="checkbox"/> <input type="checkbox"/>
	 <p><b>Agriculture and Forestry</b></p>	Road construction	<ul style="list-style-type: none"> <li>• Pile driving and guard rail driving</li> <li>• Asphalt repair</li> <li>• Maintenance work (driveways, sidewalks and parking lots)</li> <li>• Block paving</li> </ul>	<input type="checkbox"/> <input type="checkbox"/> <input type="checkbox"/> <input type="checkbox"/>
		Gardening & landscaping	<ul style="list-style-type: none"> <li>• Fencing</li> <li>• Ground excavation</li> <li>• Rock breaking</li> <li>• Pit planting</li> <li>• Stump splitting</li> <li>• Golf course maintenance</li> <li>• Root and stump grinding</li> <li>• Hedgerow clearance and rejuvenation</li> <li>• Grinding of logging residues</li> </ul>	<input type="checkbox"/> <input type="checkbox"/> <input type="checkbox"/> <input type="checkbox"/> <input type="checkbox"/> <input type="checkbox"/> <input type="checkbox"/> <input type="checkbox"/>
		Forestry	<ul style="list-style-type: none"> <li>• Timber log handling</li> <li>• Maintenance of green area, small trees and brush</li> <li>• Creation and upkeep of woodland corridors and firebreaks</li> <li>• Tree clearing</li> <li>• Vegetation clearing</li> <li>• Branch clearing</li> </ul>	<input type="checkbox"/> <input type="checkbox"/> <input type="checkbox"/> <input type="checkbox"/> <input type="checkbox"/> <input type="checkbox"/>

IHC | Fixed compactors

IHC R | Rotating compactors

## The complete range of Indeco products

Products	Weight/Length	Products	Weight/Length
HP Hydraulic hammers	from 135 to 24400 lbs	IHC R rotating compactors	from 950 to 3350 lbs
IFP fixed pulverisers	from 1650 to 10050 lbs	IMG S-D-H-L-T Multi Grabs	from 630 to 6600 lbs
IRP rotating pulverisers	from 1300 to 9900 lbs	ISS Shears	from 1060 to 24200 lbs
IDC Primary Demolition Crusher	from 1980 to 15850 lbs	IRC rail cutters	from 9240 to 9650 lbs
IMP Multiprocessor	from 3300 to 10800 lbs	IMH Mulching Heads	from 850 to 4250 lbs
IMP Mutiprocessor Car Dismantler	3300 lbs	IBS boom systems	from 11 to 47 ft
IHC fixed compactors	from 450 to 2850 lbs		

\*Lengths can be customised on the basis of the customer's needs.

USA Version



### INDECO North America

135 Research Drive  
Milford CT, 06460

PH. (203) 713-1030 - F (203) 713-1040

www.indeco-breakers.com

Quality Management  
System Certification  
UNI EN ISO 9001:2015



Member of



AUTHORISED DEALER