

Mulching Heads

IMH Series



Mulching Heads

IMH

Indeco's IMH series of hydraulically-driven, boom-mounted mulching heads has been designed to turn excavators and miniloaders into powerful land-clearing tools, facilitating the felling and clearing of vegetation, greatly reducing costs and time. Available for a wide range of machines from 3 to 49 ton, the IMH mulchers are made with HARDOX® components that ensure excellent durability and efficiency. Powerful and easy to handle, they let you work quickly and precisely, guaranteeing the best results with the minimum use of personnel in the most diverse applications. IMH mulchers are perfect tools for the cleaning and periodic maintenance of areas invaded by spontaneous vegetation such as pipelines, railway lines, ski slopes, electricity pylons, roadways and motorways, residential and commercial green areas. Very useful in all operations for the maintenance of green areas, elimination of undergrowth, creation and maintenance of paths and firebreaks, clearing of trees, vegetation, and branches, the IMH mulchers are also ideal tools in special applications that require natural landscape reshaping such as the creation and maintenance of golf courses, hedgerow rejuvenation, and the removal of stumps, roots, and wood residues of various kinds. In addition to carrying out their work quickly and effectively, an aid to protect and naturally fertilize the soils, reintroducing unwanted vegetation into the ecosystem in the form of mulch. This way, the soil is protected from wind and rain erosion and at the same time nourished with fertilising microorganisms.



Characteristics of Indeco's Mulching Heads

The multiple V-belt drive **|1|** guarantees maximum reliability, power and ease of maintenance. Direct drive models are also available.

The hydraulic motor **|2|** can have fixed or variable displacement depending on the models. The high performance FD fixed displacement motor (gear on some models, piston on others) has special high pressure resistant seals and is capable of accepting back pressures. The VD variable displacement piston motor, only currently in use on some versions, adapts more to the various hydraulic specifications of the machines, minimises overheating by improving pick-up, optimises torque and rotor speed and maximises productivity.

The particular design of the teeth, of different types, their number and position on the teeth holder **|3|** have been designed to offer the best possible grinding of the material, increasing the productivity and stability of the tool. In addition, special **|4|** "bite limiter" wear-resistant steel profiles, welded on the drum in correspondence of the teeth, make it possible to make the cutting depth more efficient and the rotation speed more constant, ensuring greater continuity in work and better performance.

The body and components in HARDOX® **|5|** ensure maximum sturdiness and long service life, even when used in particularly heavy-duty applications.

The Heavy Duty rotor **|6|** ensures prolonged efficiency over time, in any type of application.

The runners in HARDOX® **|7|** offer effective protection for those parts subject to wear.


Direct access to the monobloc shaft **|8|** helps to keep the mulching head perfectly efficient, facilitating maintenance operations on the bearings and components of the shaft itself.

The pressure and flow limiting valve **|9|** allows safe and fast installation, preventing incorrect set-ups from compromising productivity and the life of the mulching head. The safety and anti-cavitation valve protects the motor from possible incorrect connection of the pipes and therefore from unexpected flow reversals, extending the life of the seals.

The centralised hydraulic connections, the drainage line and the greasing points **|10|** are visible to the operator during use thereby allowing constant checking of correct functioning of the tool.

The interchangeable assembly points **|11|** allow maximum flexibility of use with any excavator.

Direct access to the motor and hydraulic connections **|12|** facilitates maintenance interventions.



IMH

for compact excavators



Technical Data	IMH 3	IMH 4	IMH 5	IMH 6
Type of carrier	1 3 4	1 3 4	1 3 4	1 3 4
Cutting width	24 in	24 in	30 in	30 in
GPM range*	12 ÷ 16 gpm	17 ÷ 24 gpm	17 ÷ 24 gpm	24 ÷ 30 gpm
Optimal oil supply*	15 gpm	20 gpm	20 gpm	26 gpm
Number of teeth	12	12	16	16
Drum diameter	8 in	8 in	8 in	8 in
Fixed FD / variable VD displacement motor specifications	Gears FD	Gears FD	Gears FD	Gears FD
Transmission	Direct	Direct	Direct	Direct
Working pressure	2500 ÷ 3500 psi	2500 ÷ 3500 psi	2500 ÷ 3500 psi	2500 ÷ 3500 psi
Attachment operating weight**	850 lbs	850 lbs	1180 lbs	1220 lbs
Mounting bracket compatibility	HP 550	HP 550	HP 1250	HP 1250

*The oil flow rate is measured by means of a flowmeter, in free flow conditions and in the absence of pressure.
**The attachment operating weight includes mounting bracket compatible with Indeco construction standards. Any differences in weight may be due to a different mounting bracket configuration.



Technical Data	IMH 8	IMH 10	IMH 14
Type of carrier	1 3 4	1 3 4	1 3 4
Cutting width	30 in	38 in	44 in
GPM range*	24 ÷ 32 gpm	24 ÷ 32 gpm	30 ÷ 40 gpm
Optimal oil supply*	28 gpm	28 gpm	36 gpm
Number of teeth	16	20	22
Drum diameter	8 in	8 in	8 in
Fixed FD / variable VD displacement motor specifications	Piston FD	Piston FD	Piston FD
Transmission	Direct	Direct	Direct
Working pressure	3500 ÷ 5000 psi	3500 ÷ 5000 psi	3500 ÷ 5000 psi
Attachment operating weight**	1280 lbs	1620 lbs	2310 lbs
Mounting bracket compatibility	HP 1250	HP 1250	HP 1500

N.B. All illustrations and numerical data in this catalog are purely indicative and subject to change at our discretion and without notice. We therefore reserve the right to modify them with a view to improving and continuously developing our product.

Carrier key

1

2

3

4

5

Compact excavator

Miniloader


Backhoe loader

Wheeled excavator

Tracked excavator

Compatibility

Suggested uses on machines with an overall weight (in ton):



IMH

for excavators



Technical Data	IMH 20	IMH 30
Type of carrier	4 5	4 5
Cutting width	42 in	50 in
GPM range*	45 ÷ 65 gpm	55 ÷ 80 gpm
Optimal oil supply*	55 gpm	65 gpm
Number of teeth	22	18
Drum diameter	12 in	12 in
Fixed FD / variable VD displacement motor specifications	Piston VD	Piston VD
Transmission	Belt	Belt
Working pressure	3500 ÷ 5000 psi	3500 ÷ 5000 psi
Attachment operating weight**	3300 lbs	4250 lbs
Mounting bracket compatibility	HP 3000 - HP 4000	HP 5000 ÷ HP 7500

*The oil flow rate is measured by means of a flowmeter, in free flow conditions and in the absence of pressure.
**The attachment operating weight includes mounting bracket compatible with Indeco construction standards. Any differences in weight may be due to a different mounting bracket configuration.

Carrier key



IMH

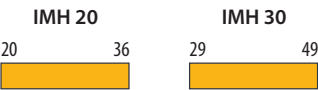
for Skid Steers



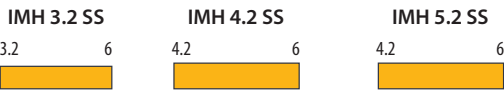
Technical Data	IMH 3.2 SS	IMH 4.2 SS	IMH 5.2 SS
Type of carrier	2	2	2
Cutting width	50 in	60 in	72 in
GPM range*	28 ÷ 40 gpm	28 ÷ 40 gpm	30 ÷ 50 gpm
Optimal oil supply*	30 gpm	40 gpm	40 gpm
Number of teeth	24	30	24
Drum diameter	8 in	8 in	8 in
Fixed FD / variable VD displacement motor specifications	Piston VD	Piston VD	Piston VD
Transmission	Belt	Belt	Belt
Working pressure	3500 ÷ 5000 psi	3500 ÷ 5000 psi	3500 ÷ 5000 psi
Attachment operating weight**	2190 lbs	3090 lbs	3120 lbs

N.B. All illustrations and numerical data in this catalog are purely indicative and subject to change at our discretion and without notice. We therefore reserve the right to modify them with a view to improving and continuously developing our product.

Compatibility







Suggested uses on machines with an overall weight (in ton):



Appetite guide

The Indeco IMH hydraulic mulching heads allow the quick and lasting removal of unwanted vegetation of all types, including bushes, shrubs, trunks, roots and tree stumps after cutting. The data below refer to the maximum mulching diameter for each model under normal conditions. The data may vary in relation

to factors such as the hardness of the wood, the type and state of the cutters on the machine cylinder, the characteristics of the excavator and the competence of the operator. Correct maintenance is also essential for optimal performance of the mulching head.

IMH for compact excavators	IMH 3	IMH 4	IMH 5	IMH 6
 Maximum mulching diameter	3 - 4 in	4 - 6 in	4 - 6 in	4 - 6 in
	IMH 8	IMH 10	IMH 14	
 Maximum mulching diameter	5 - 7 in	5 - 7 in	8 - 12 in	
IMH for excavators	IMH 20	IMH 30		
 Maximum mulching diameter	12 - 15 in	12 - 16 in		
IMH for Skid Steers	IMH 3.2 SS	IMH 4.2 SS	IMH 5.2 SS	
 Maximum mulching diameter	7 - 9 in	8 - 10 in	8 - 10 in	

Accessories

Indeconnect system
New remote monitoring system, based on the principles of the Internet of Things, to prevent equipment obsolescence and keep high performance. The **‘Indeconnect’** system consists of a **device** equipped with 4G technology for a wireless connection to the network, to be mounted on the equipment, and a cloud-based **web platform** you can access from mobile devices (with an app) or from PC, that lets you view the data transmitted in real time by each installed device: working hours, working position in space, hydraulic oil temperature, ambient temperature, GPS position, and more.
Through Indeconnect you can:

- **Monitor productivity**, making sure each Indeco tool is working as intended
- **Check operations**, verifying in real time the various internal and external parameters of the equipment to make sure that it is used in optimal conditions and correctly
- **Increase security**, by remotely checking the position of the equipment through GPS
- **Plan maintenance**, monitoring the health of each Indeco tool in real time, also through the automatic alert and messaging system that lets you order spare parts and reduce machine downtime to a minimum
- **Optimise rental**, by supervising and monitoring the management of rented equipment.



The cutters

1 | Multi-purpose cutter

A heavy duty tool recommended for all types of mulching applications. It is highly productive for the mulching of shrubs, small-diameter tree trunks, bushes and branches. The operator is ensured an excellent combination of productivity and longevity of the high-performance cutter.

2 | Cobra cutter

A forest mulching tool for extremely heavy duty use, recommended for work in more demanding applications in the case of the prevalent presence of harder long-fibre woods, stumps external to the ground and larger diameter tree trunks. The initial surface of the smaller cutter facilitates deeper penetration, while the various lateral profiles of the tool facilitate yielding of the wood fibres and contribute to preventing possible slowing in mulching thicker logs.


3 | Cutter with Tungsten Carbide

Tool with apical insert in Tungsten Carbide for use in special applications, where there is a greater presence of buried stumps, uneven ground, sand, debris or other hard and abrasive materials that could cause the premature wear of traditional steel tools. The Tungsten Carbide cutter is also recommended in applications where a finer mulch is required.


1 |



2 |



3 |



Application areas



	IMH
Land clearing	• Right of way clearance and maintenance
	• Power transmission/distribution line and substation clearance
	• Railway maintenance
	• Residential and farm clearing
	• Highway maintenance
	• Pipeline clearance
	• Ski resorts and other speciality field maintenance
	• Roadside maintenance
Gardening & landscaping	• Fencing
	• Ground excavation
	• Rock breaking
	• Pit planting
	• Stump splitting
	• Golf course maintenance
	• Root and stump grinding
	• Hedgerow clearance and rejuvenation
Forestry	• Grinding of logging residues
	• Timber log handling
	• Maintenance of green area, small trees and brush
	• Creation and upkeep of woodland corridors and firebreaks
	• Tree clearing
	• Vegetation clearing
	• Branch clearing



The complete range of Indeco products

Products	Weight/Length
HP Hydraulic hammers	from 135 to 24400 lbs
IFP fixed pulverisers	from 1650 to 10050 lbs
IRP rotating pulverisers	from 1300 to 9900 lbs
IMP Multiprocessor	from 3300 to 10800 lbs
IMP Mutiprocessor Car Dismantler	3300 lbs
Primary demolition jaws IDC	15850 lbs
IHC fixed compactors	from 450 to 2850 lbs

*Lengths can be customised on the basis of the customer's needs.

Products	Weight/Length
IHC R rotating compactors	from 950 to 3350 lbs
IMG S-D-H-L-T Multi Grabs	from 630 to 6600 lbs
ISS Shears	from 1060 to 24200 lbs
IRC rail cutters	from 9240 to 9650 lbs
Mulching Heads IMH	from 850 to 4250 lbs
IBS boom systems	from 11 to 47 ft

USA Version

EN

INDECO North America

135 Research Drive
Milford CT, 06460

PH. (203) 713-1030 - F (203) 713-1040

www.indeco-breakers.com

Quality Management
System Certification
UNI EN ISO 9001:2015



Member of



AUTHORISED DEALER

The contents of this publication may not be reproduced in whole or in part without prior authorization from the Indeco ind S.p.a. All rights reserved.
Trademarks used in this catalog are the property of their respective holders.