

Multi Grabs


IMG S - Sorting Jaws

IMG D - Demolition Sorting Jaws

IMG H - Material Handling Jaws

IMG L - Loading Jaws

IMG T - Timber Jaws





IMG jaws

Years of experience have enabled Indeco to meet the specific demands of the market by designing and developing - with all our usual excellence in terms of innovation, quality and reliability - this line of equipment for a wide range of sectors, from demolition to forestry jobs. The five different models of Indeco IMG jaws run on the same hydraulic system, an upgrade compared with the previous IDG system, combined with the 360° rotation mechanism found on all of Indeco's other rotating products. Its innovative design features, specifically created to handle each product variant, and its use of special HARDOX® wear-resistant steels, have helped to combine some key features such as outstanding robustness and light weight, as well as above-average payload and gripping force. Its exceptional maneuverability, its mounting bracket compatible with other Indeco products, the efficiency of its hydraulic system which ensures maximum precision in handling and is cheap to run are just some of the extra qualities that make Indeco IMG jaws such safe and reliable partners.

Having such a wide range of models, in each of the five product variants, means there is always a perfect combination for your carrier, no matter what size it is.



Characteristics of Indeco's Multi Grabs

The full 360° hydraulic rotation [\[1\]](#) ensures better grip in all working conditions.

The high-pressure hydraulic cylinder [\[2\]](#) improves gripping and demolition force.

The hydraulic system is equipped with protective casing [\[3\]](#) for the cylinder and internal linkages.

The synchronised jaws [\[4\]](#) enable smooth movements and handling of thin materials.

The frame and jaws [\[5\]](#) are made of HARDOX® wear-resistant steel.

The interchangeable jaws [\[6\]](#) are available in 5 different versions depending on the material to be handled and the specific use required.

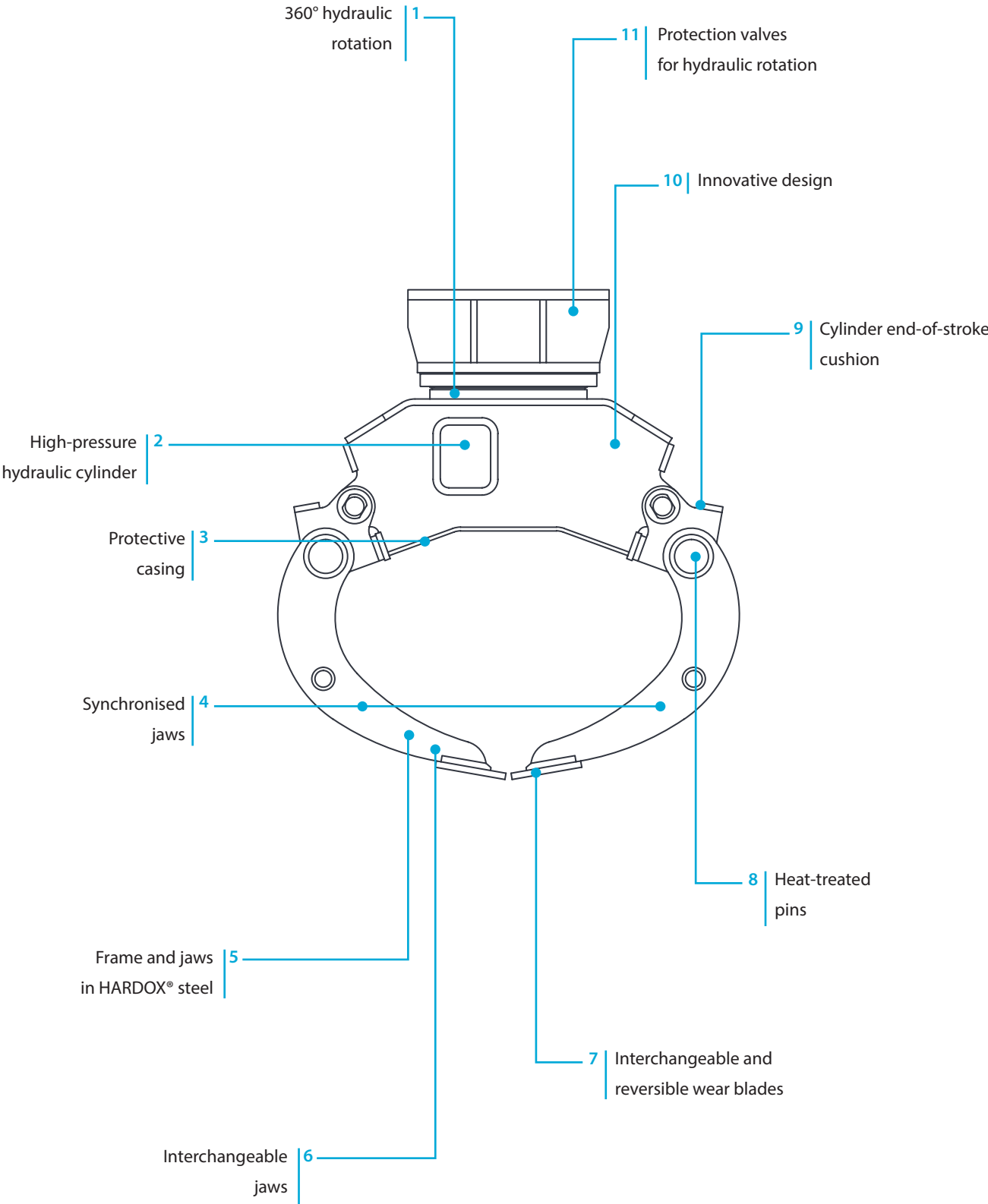
The wear blades [\[7\]](#) are interchangeable and reversible, and you can mount teeth for better efficiency and reduction of maintenance costs.

The pins [\[8\]](#) are heat-treated to improve strength.

The cylinder is equipped with an end-of-stroke cushion [\[9\]](#).

The innovative design [\[10\]](#) provides better grip, easier handling, and an above-average load volume.

The hydraulic rotation mechanism is equipped with protection valves [\[11\]](#).





Technical Data	IMG 300	IMG 400	IMG 600	IMG 1200
Type of carrier	13	13	134	45
Excavator weight	4400 ÷ 13500 lbs	6500 ÷ 22000 lbs	11000 ÷ 35500 lbs	26500 ÷ 48500 lbs
Maximum working pressure	3200 psi	4400 psi	4400 psi	4400 psi
Maximum oil delivery	8 gpm	8 gpm	13.5 gpm	19 gpm
Hydraulic connections for cylinder	3/8"	1/2"	1/2"	3/4"
Maximum rotation pressure	1500 psi	1500 psi	1500 psi	1500 psi
Maximum rotation oil flow	3 gpm	3 gpm	3 gpm	5.5 gpm
Hydraulic connections for rotation	3/8"	3/8"	3/8"	1/2"
Maximum force at blade/teeth	5000 lbs	7000 lbs	9000 lbs	13500 lbs
Compatibility of attachment plate with hammer	HP 550	HP 1250	HP 1250	HP 3000 - HP 4000

N.B. All illustrations and numerical data in this catalog are purely indicative and subject to change at our discretion and without notice. We therefore reserve the right to modify them with a view to improving and continuously developing our product.

Carrier key



1

Compact excavator



2

Miniloader



3

Backhoe loader



4

Wheeled excavator



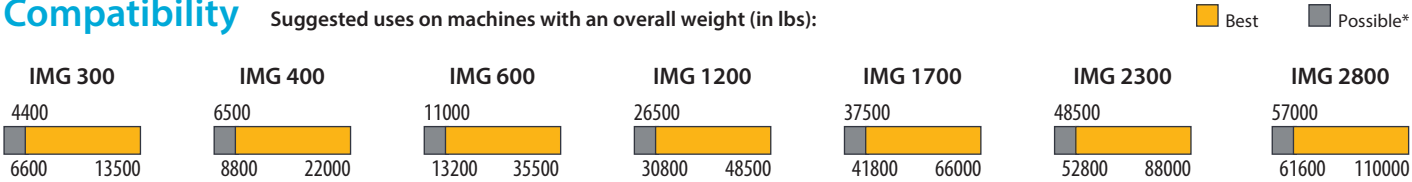
5

Tracked excavator



Technical Data	IMG 1700	IMG 2300	IMG 2800
Type of carrier	45	5	5
Excavator weight	37500 ÷ 66000 lbs	48500 ÷ 88000 lbs	57000 ÷ 110000 lbs
Maximum working pressure	4700 psi	5100 psi	5100 psi
Maximum oil delivery	21.5 gpm	34.5 gpm	42.5 gpm
Hydraulic connections for cylinder	3/4"	3/4"	3/4"
Maximum rotation pressure	1600 psi	1600 psi	1600 psi
Maximum rotation oil flow	5.5 gpm	8 gpm	8 gpm
Hydraulic connections for rotation	1/2"	1/2"	1/2"
Maximum force at blade/teeth	15500 lbs	22000 lbs	26500 lbs
Compatibility of attachment plate with hammer	HP 3000 - HP 4000	HP 5000 ÷ HP 7500	HP 5000 ÷ HP 7500

Compatibility Suggested uses on machines with an overall weight (in lbs):



*match subject to approval by the Indeco dealer

IMG S - Sorting Jaws

Indeco IMG S sorting jaws are the ideal tools for sorting waste materials from demolition work; for clearing stony ground and for dredging rivers and seas.



Sorting Jaws	IMG 300 S	IMG 400 S	IMG 600 S	IMG 1200 S
Attachment operating weight*	630 lbs	850 lbs	1300 lbs	2550 lbs
Load capacity	8000 in³	11600 in³	19600 in³	37900 in³
Jaw width	32 in	36 in	43 in	52 in
Maximum opening	56 in	60 in	68 in	88 in
Depth	22 in	24 in	28 in	36 in

Sorting Jaws	IMG 1700 S	IMG 2300 S	IMG 2800 S
Attachment operating weight*	3550 lbs	4800 lbs	5850 lbs
Load capacity	55000 in³	82400 in³	103800 in³
Jaw width	58 in	65 in	69 in
Maximum opening	100 in	108 in	120 in
Depth	40 in	44 in	48 in

IMG D - Demolition Sorting Jaws

Indeco IMG D demolition sorting jaws are ideal for light demolition jobs such as demolishing wood and brick structures and can also be used to select and handle waste materials. Their unique structure, outstanding maneuverability, power and high payload are ideal for recycling and recovery.



Demolition Sorting Jaws	IMG 300 D	IMG 400 D	IMG 600 D	IMG 1200 D
Attachment operating weight*	660 lbs	900 lbs	1350 lbs	2650 lbs
Load capacity	8000 in³	11600 in³	19600 in³	37900 in³
Maximum opening	56 in	60 in	70 in	90 in
Depth	22 in	24 in	28 in	36 in

Demolition Sorting Jaws	IMG 1700 D	IMG 2300 D	IMG 2800 D
Attachment operating weight*	3750 lbs	5100 lbs	6200 lbs
Load capacity	55000 in³	82400 in³	103800 in³
Maximum opening	100 in	110 in	120 in
Depth	40 in	44 in	48 in

*The operating weight of the equipment includes mounting bracket compatible with Indeco construction standards. Any differences in weight may be due to a different mounting bracket configuration.

IMG H - 3+2 Material Handling Jaws

Designed to facilitate handling of large objects such as scrap metal, vehicles and other demolition scrap, IMG H jaws provide a safe, powerful grip thanks to their strong interlocking teeth and hydraulic rotation system.



Material Handling Jaws 3+2	IMG 300 H	IMG 400 H	IMG 600 H	IMG 1200 H
Attachment operating weight*	710 lbs	950 lbs	1450 lbs	2850 lbs
Maximum opening	36 in	40 in	50 in	60 in
Depth	22 in	24 in	26 in	34 in

Material Handling Jaws 3+2	IMG 1700 H	IMG 2300 H	IMG 2800 H
Attachment operating weight*	4000 lbs	5400 lbs	6600 lbs
Maximum opening	70 in	70 in	80 in
Depth	38 in	42 in	46 in

IMG L - Loading Jaws

The geometry of the Indeco IMG L loading jaws is designed for maximum load, making them ideal for moving earth, gravel, sand, mud, boulders, agricultural and industrial waste, urban waste, minerals, etc.



Loading Jaws	IMG 300 L	IMG 400 L	IMG 600 L	IMG 1200 L
Attachment operating weight*	690 lbs	950 lbs	1400 lbs	2750 lbs
Load capacity	9200 in³	11600 in³	19600 in³	37900 in³
Maximum opening	56 in	60 in	70 in	90 in
Depth	22 in	24 in	28 in	36 in

Loading Jaws	IMG 1700 L	IMG 2300 L	IMG 2800 L
Attachment operating weight*	3950 lbs	5300 lbs	6450 lbs
Load capacity	55000 in³	82400 in³	103800 in³
Maximum opening	100 in	110 in	120 in
Depth	40 in	44 in	48 in

N.B. All illustrations and numerical data in this catalog are purely indicative and subject to change at our discretion and without notice. We therefore reserve the right to modify them with a view to improving and continuously developing our product.

IMG T - Timber Jaws

Designed to combine maximum gripping force with the lightest possible weight, Indeco IMG T grabs facilitate the handling of large tree trunks in forestry operations.



Timber Jaws	IMG 300 T	IMG 400 T	IMG 600 T	IMG 1200 T
Attachment operating weight*	690 lbs	950 lbs	1400 lbs	2750 lbs
Maximum opening	36 in	40 in	50 in	60 in
Depth	22 in	24 in	26 in	34 in

Timber Jaws	IMG 1700 T	IMG 2300 T	IMG 2800 T
Attachment operating weight*	3950 lbs	5300 lbs	6450 lbs
Maximum opening	70 in	70 in	80 in
Depth	38 in	42 in	46 in

*The operating weight of the equipment includes mounting bracket compatible with Indeco construction standards. Any differences in weight may be due to a different mounting bracket configuration.

N.B. All illustrations and numerical data in this catalog are purely indicative and subject to change at our discretion and without notice. We therefore reserve the right to modify them with a view to improving and continuously developing our product.



Accessories

1 | Indeconnect system

New remote monitoring system, based on the principles of the Internet of Things, to prevent equipment obsolescence and keep high performance. The **‘Indeconnect’** system consists of a **device** equipped with 4G technology for a wireless connection to the network, to be mounted on the equipment, and a cloud-based **web platform** you can access from mobile devices (with an app) or from PC, that lets you view the data transmitted in real time by each installed device: working hours, working position in space, hydraulic oil temperature, ambient temperature, GPS position, and more.

Through Indeconnect you can:

- **Monitor productivity**, making sure each Indeco tool is working as intended
- **Check operations**, verifying in real time the various internal and external parameters of the equipment to make sure that it is used in optimal conditions and correctly
- **Increase security**, by remotely checking the position of the equipment through GPS
- **Plan maintenance**, monitoring the health of each Indeco tool in real time, also through the automatic alert and messaging system that lets you order spare parts and reduce machine downtime to a minimum
- **Optimise rental**, by supervising and monitoring the management of rented equipment.


2 | Mounting brackets

Each mounting bracket model can be used with all Indeco products in the same class.

3 | Connecting hoses

We recommend using original Indeco high- and low-pressure hoses to connect various tools to the hydraulic system on the carrier.

1 |




2 |



3 |



4 |



4 | Wear blades

Interchangeable and reversible wear blades for greater efficiency and lower maintenance costs; teeth can be mounted.

5 | Quick change teeth - IMG

Teeth with quick-change inserts are available upon request. Easy to replace during maintenance, they are ideal for use in quarries, where the equipment is subject to consistently high levels of wear and tear.

5 |



Application areas



Demolition & Renovation

		S	D	H	L	T
Light demolition	• Demolition of masonry structures		○			
	• Brickwork		○			
	• Natural stone		○			
	• Renovation of interiors		○			
	• Autoclaved aerated concrete					
Demolition of non-reinforced concrete structures	• Primary demolition of lightweight and standard concrete		○			
	• Primary demolition of heavyweight concrete					
	• Wall elements		○			
	• Secondary demolition		○			
Composite steel & concrete structure demolition	• Primary demolition of lightweight and standard reinforced concrete					
	• Primary demolition of heavyweight steel - reinforced concrete					
	• Secondary demolition floors, slabs and beams					
	• Separating rebars from pillars and struts					
	• Fiber-reinforced concrete					
	• Cutting rebars and steel reinforcements					
Demolition of metallic buildings and structures	• Demolition of refineries					
	• Cutting of metal and steel structures					
	• Cutting steel girders/beams					
	• Cutting reinforcements					
Sorting and loading	• Sorting	○	○			
	• Loading	○			○	
	• Waste handling	○		○	○	
	• Site clean-up	○		○	○	
Pavement demolition	• Asphalt					
	• Concrete		○			
	• Composite surfaces		○			
Earth moving works	• Trenching					
	• Ground excavation					
	• Floor leveling					
	• Soil compaction					
	• Trench compaction					
	• Loading soil or bulk material	○			○	
Foundation works	• Building foundation excavation					
	• Ground leveling					
Building construction	• Foundation pile driving					
	• Compaction around pillars					
Material Handling	• Loading soil or bulk material	○			○	
	• Handling rock or breakwaters			○	○	
	• Material transport, storage, positioning	○		○	○	
	• Timber log handling			○		○

IMG S| Sorting Jaws

IMG D| Demolition Sorting Jaws

IMG H| Material Handling Jaws 3+2



Infrastructures



Agriculture and Forestry

		S	D	H	L	T
Tunnelling	• Tunnel excavation					
	• Roof, face & rib scaling					
Underwater application	• Dredging					
	• Dock deepening & extension					
	• Canal deepening & extension					
	• Loading soil or bulk material	○			○	
	• Handling rock or breakwaters			○	○	
Trenching	• Oil & gas, water & sewage (deep trenching)					
	• Trenching					
	• Trench soil compaction					
Road construction	• Pile driving and guard rail driving					
	• Asphalt repair					
	• Maintenance work (driveways, sidewalks and parking lots)					
	• Block paving					
Gardening & landscaping	• Fencing					
	• Ground excavation					
	• Rock breaking					
	• Pit planting					
	• Stump splitting					
	• Golf course maintenance					
	• Root and stump grinding					
	• Hedgerow clearance and rejuvenation					
	• Grinding of logging residues					
Forestry	• Timber log handling			○		○
	• Maintenance of green area, small trees and brush					
	• Creation and upkeep of woodland corridors and firebreaks					
	• Tree clearing					
	• Vegetation clearing					
	• Branch clearing					
Processing	• Scrap material processing					
	• Cutting tires					
	• Processing rail cars					
	• Processing cars, trucks and general automotive					
	• Cutting tanks					
	• Cutting of railway tracks, tramway rails, and underground rails					
Handling and sorting	• Scrap material handling	○		○		
	• Scrap material sorting			○		
	• Urban waste	○		○		
	• Industrial waste	○		○		
	• Wood and tires			○		○
Downsizing and sorting	• Material downsizing and sorting in recycling quarries					
Recycling of ferrous material	• Recycling of ferrous material					
Car dismantling	• Material handling and sorting					

IMG L| Loading Jaws

IMG T| Timber Jaws

The complete range of Indeco products

Products	Weight/Length
HP Hydraulic hammers	from 135 to 24400 lbs
IFP fixed pulverisers	from 1650 to 10050 lbs
IRP rotating pulverisers	from 1300 to 9900 lbs
IMP Multiprocessor	from 3300 to 10800 lbs
IMP Mutiprocessor Car Dismantler	3300 lbs
Primary demolition jaws IDC	15850 lbs
IHC fixed compactors	from 450 to 2850 lbs

*Lengths can be customised on the basis of the customer's needs.

Products	Weight/Length
IHC R rotating compactors	from 950 to 3350 lbs
IMG S-D-H-L-T Multi Grabs	from 630 to 6600 lbs
ISS Shears	from 1060 to 24200 lbs
IRC rail cutters	from 9240 to 9650 lbs
Mulching Heads IMH	from 850 to 4250 lbs
IBS boom systems	from 11 to 47 ft

USA Version

EN

INDECO North America

135 Research Drive
Milford CT, 06460

PH. (203) 713-1030 - **F** (203) 713-1040
www.indeco-breakers.com

Quality Management
System Certification
UNI EN ISO 9001:2015



Member of



AUTHORISED DEALER