


Pulverizers

IFP - Fixed

IRP - Rotating





IFP fixed and IRP rotating pulverizers

Exploiting the best in Indeco's advanced technological know how, the Indeco IFP fixed and IRP rotating pulverizers were designed and created following the top quality guidelines already used in manufacturing our famous hydraulic breakers.

By using the latest technologically advanced materials, such as special extra-strength HARDOX® alloy steel, Indeco pulverizers are specifically designed to withstand high levels of pressure, wear and abrasion, and prolonged use regardless of jobsite conditions. IRP rotating pulverizers are perfect not only for the primary demolition of buildings, vertical structures, flooring, slabs and external walls. The IFP fixed versions are perfect for the secondary demolition of reinforced concrete materials and structures, and for recycling after separating the concrete from the steel rods.

The unique shape of Indeco pulverizers is a design feature created specifically to reduce the variation in the force required between the start (maximum opening) and the finish (minimum opening) so as to increase efficiency and continuity, and to reduce both working times and stress transmitted to the excavator. The hydraulic system is equipped with a "regeneration valve" which enables the mobile jaw to be closed more quickly under no-load conditions, in order to apply all of the force available only when pulverizing material, thus increasing productivity. Other key features which keep Indeco pulverizers efficient in the long term: the adjustability of the distance between the cutters located inside the jaws, so that steel rods inside reinforced concrete can be cut more efficiently; the interchangeable teeth on the mobile jaw (welded onto a bolt-on plate and secured with special latches) for optimal penetration of the material being demolished.



Features of Indeco pulverizers

The hydraulic cylinder [1] position protects the rod.

The exclusive geometry [2] guarantees maximum consistency of the pulverising force between the maximum and minimum opening of the jaws [3].

The interchangeable teeth [4] are mounted on a bolt-on tooth plate, secured with special latches [5].

The adjustability of the distance between the cutters [6] positioned inside the jaws makes it more efficient to cut reinforcing rods; the cutters are interchangeable and can be used on both sides.

The insertion of the interchangeable wear-resistant plate [7] also in the fixed jaw preserves the bearing structure of the pulveriser during heavy and prolonged use.

The structure is very rigid to prevent buckling; the innovative design [8] improves grip and makes the equipment easier to handle.

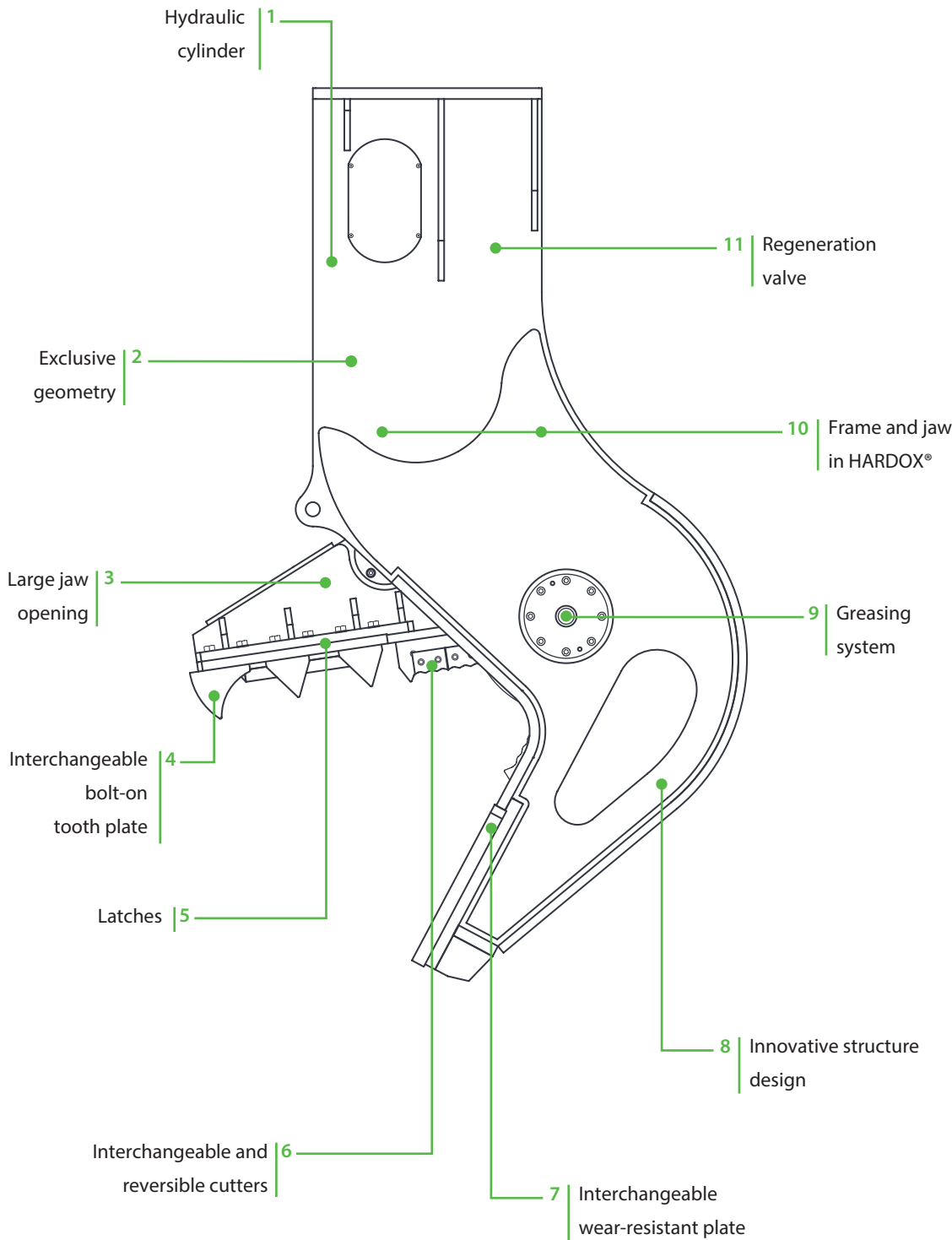
The centralised greasing system [9] improves the lubrication of moving mechanical parts.

The frame and jaw [10] are made of HARDOX®.

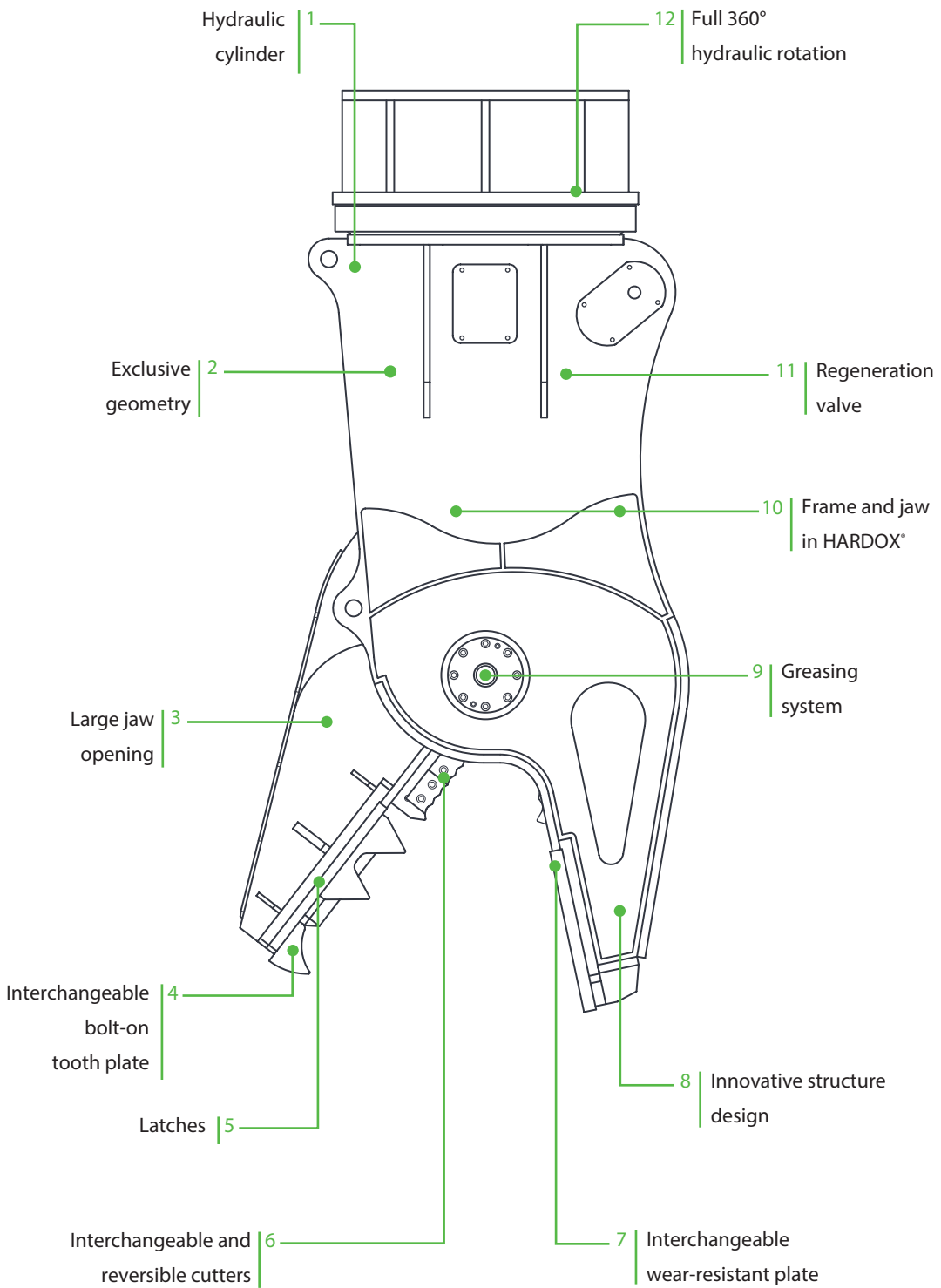
The regeneration valve [11] makes it so that the movable jaw closes faster under no-load conditions.

The full 360° hydraulic rotation [12] with protection valve ensures optimal grip of the material and a better demolition in all logistic conditions.

IFP fixed



IRP rotating

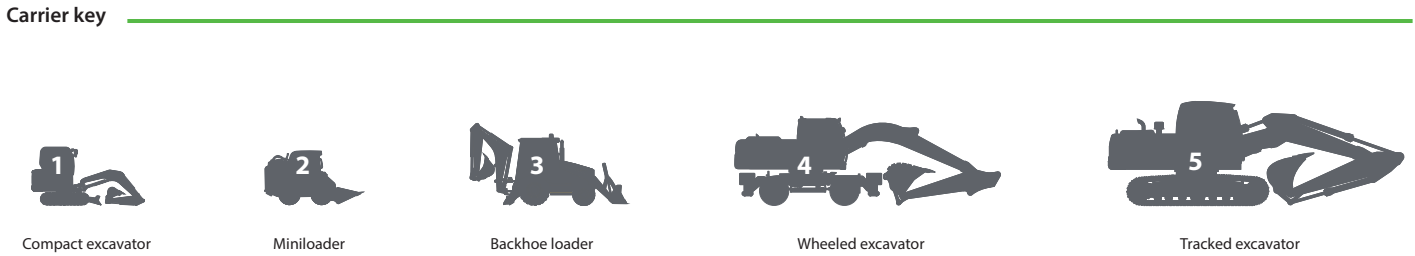




Technical Data	IFP 8 X	IFP 13 X	IFP 19 X
Type of carrier	1 4	1 4 5	4 5
Excavator weight	13200 ÷ 39600 lbs	22000 ÷ 46200 lbs	35200 ÷ 66000 lbs
Attachment operating weight*	1650 lbs	2900 lbs	4000 lbs
Max opening	26 in	32 in	35.5 in
Height	67 in	75 in	83 in
Width	39 in	47 in	58 in
Jaw width	14 in	16 in	18 in
Oil delivery	21.5 ÷ 53 gpm	32 ÷ 53 gpm	37.5 ÷ 58.5 gpm
Maximum working pressure	5100 psi	5100 psi	5100 psi
Maximum clamping force at tip	50 ton	65 ton	80 ton
Maximum clamping force at shears	160 ton	210 ton	265 ton
Shear length	4 in	7.1 in	9.5 in
Max cutting diameter	1.6 in	1.6 in	1.8 in
Min. closure time	2 s**	2 s**	3 s**
Min. opening time	1 s	1 s	1.5 s
Hydraulic connections	3/4"	3/4"	3/4"
Mounting bracket compatibility	HP 1500	HP 3000 - HP 4000	HP 5000 ÷ HP 7500


*The operating weight of the equipment includes mounting bracket compatible with Indeco construction standards. Any differences in weight may be due to a different mounting bracket configuration.

**without regeneration valve



Technical Data	IFP 28 X	IFP 35 X	IFP 45 X
Type of carrier	4 5	5	5
Excavator weight	44000 ÷ 99000 lbs	61600 ÷ 121000 lbs	72600 ÷ 143000 lbs
Attachment operating weight*	6200 lbs	7600 lbs	10050 lbs
Max opening	39.5 in	47 in	51 in
Height	96.5 in	102 in	122.5 in
Width	61 in	64.5 in	75 in
Jaw width	20.5 in	22.5 in	24 in
Oil delivery	40 ÷ 66.5 gpm	48 ÷ 69 gpm	48 ÷ 79.5 gpm
Maximum working pressure	5100 psi	5100 psi	5100 psi
Maximum clamping force at tip	105 ton	120 ton	150 ton
Maximum clamping force at shears	355 ton	380 ton	470 ton
Shear length	9.5 in	9.5 in	9.5 in
Max cutting diameter	2 in	2 in	2.4 in
Min. closure time	2 s	2.5 s	2.5 s
Min. opening time	2 s	2.5 s	2.5 s
Hydraulic connections	1"	1"	1"
Mounting bracket compatibility	HP 10000	HP 12000 - HP 14000	HP 12000 - HP 14000

N.B. All illustrations and numerical data in this catalog are purely indicative and subject to change at our discretion and without notice. We therefore reserve the right to modify them with a view to improving and continuously developing our product.






Technical Data	IRP 5 X	IRP 11 X	IRP 18 X	IRP 23 X
Type of carrier	1 4	1 4 5	4 5	4 5
Excavator weight	11000 ÷ 26400 lbs	22000 ÷ 55000 lbs	30800 ÷ 66000 lbs	39600 ÷ 79200 lbs
Attachment operating weight*	1300 lbs	2550 lbs	3750 lbs	5100 lbs
Max opening	20 in	26 in	32.5 in	35.5 in
Height	63 in	73.5 in	90 in	99 in
Width	28 in	39.5 in	51.5 in	57.5 in
Jaw width	12 in	13.5 in	16.5 in	18 in
Oil delivery	13.5 ÷ 32 gpm	21.5 ÷ 53 gpm	32 ÷ 53 gpm	37.5 ÷ 58.5 gpm
Maximum working pressure	4400 psi / 3200 psi**	5100 psi	5100 psi	5100 psi
Maximum clamping force at tip	40 ton	50 ton	65 ton	80 ton
Maximum clamping force at shears	130 ton	170 ton	210 ton	265 ton
Shear length	3.2 in	4 in	7.1 in	9.5 in
Max cutting diameter	1.4 in	1.6 in	1.6 in	1.8 in
Min. closure time	1.5 s***	2 s***	2 s***	3 s***
Min. opening time	1 s	1 s	1 s	1.5 s
Hydraulic connections	1/2"	3/4"	3/4"	3/4"
Maximum rotation flow	3 gpm	5.5 gpm	7 gpm	7 gpm
Maximum rotation pressure	1600 psi	1600 psi	1600 psi	1600 psi
Hydraulic connections for rotation	3/8"	1/2"	1/2"	1/2"
Mounting bracket compatibility	HP 1250	HP 1500	HP 3000 - HP 4000	HP 5000 ÷ HP 7500

*The operating weight of the equipment includes mounting bracket compatible with Indeco construction standards. Any differences in weight may be due to a different mounting bracket configuration.

low pressure version / *without regeneration valve


Carrier key

1




Compact excavator

2




Miniloader

3




Backhoe loader

4



Wheeled excavator

5

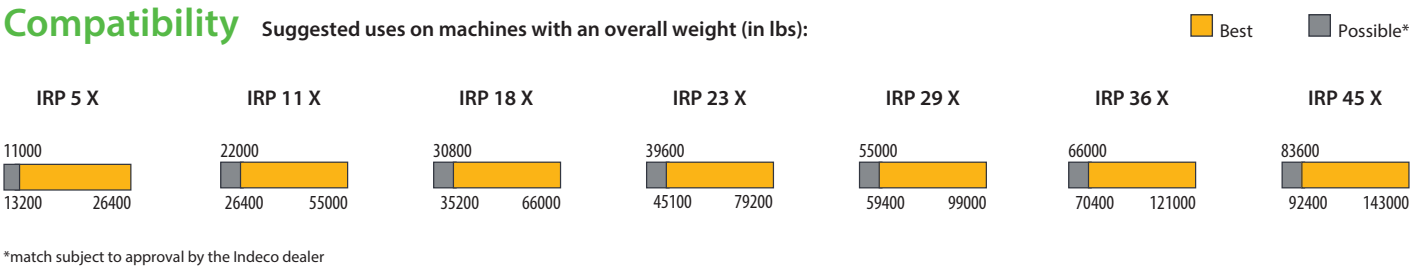


Tracked excavator



Technical Data	IRP 29 X	IRP 36 X	IRP 45 X
Type of carrier	5	5	5
Excavator weight	55000 ÷ 99000 lbs	66000 ÷ 121000 lbs	83600 ÷ 143000 lbs
Attachment operating weight*	6500 lbs	7950 lbs	9900 lbs
Max opening	38 in	41.5 in	45.5 in
Height	104.5 in	110.5 in	124.5 in
Width	58 in	58.5 in	65 in
Jaw width	19.5 in	20.5 in	22.5 in
Oil delivery	40 ÷ 66.5 gpm	40 ÷ 66.5 gpm	48 ÷ 79.5 gpm
Maximum working pressure	5100 psi	5100 psi	5100 psi
Maximum clamping force at tip	95 ton	105 ton	120 ton
Maximum clamping force at shears	325 ton	355 ton	380 ton
Shear length	9.5 in	9.5 in	9.5 in
Max cutting diameter	2 in	2 in	2 in
Min. closure time	2 s	2 s	2.5 s
Min. opening time	2 s	2 s	2.5 s
Hydraulic connections	1"	1"	1"
Maximum rotation flow	8 gpm	8 gpm	8 gpm
Maximum rotation pressure	1600 psi	1600 psi	1600 psi
Hydraulic connections for rotation	1/2"	1/2"	1/2"
Mounting bracket compatibility	HP 10000	HP 12000 - HP 14000	HP 12000 - HP 14000

N.B. All illustrations and numerical data in this catalog are purely indicative and subject to change at our discretion and without notice. We therefore reserve the right to modify them with a view to improving and continuously developing our product.



Accessories

Indeconnect system

New remote monitoring system, based on the principles of the Internet of Things, to prevent equipment obsolescence and keep high performance.



The **‘Indeconnect’** system consists of a **device** equipped with 4G technology for a wireless connection to the network, to be mounted on the equipment, and a cloud-based **web platform** you can access from mobile devices (with an app) or from PC, that lets you view the data transmitted in real time by each installed device: working hours, working position in space, hydraulic oil temperature, ambient temperature, GPS position, and more.

Through Indeconnect you can:

- **Monitor productivity**, making sure each Indeco tool is working as intended
- **Check operations**, verifying in real time the various internal and external parameters of the equipment to make sure that it is used in optimal conditions and correctly
- **Increase security**, by remotely checking the position of the equipment through GPS
- **Plan maintenance**, monitoring the health of each Indeco tool in real time, also through the automatic alert and messaging system that lets you order spare parts and reduce machine downtime to a minimum
- **Optimise rental**, by supervising and monitoring the management of rented equipment.



Application areas

		IFP	IRP		
<div></div> <div>Demolition & Renovation</div>	Light demolition	<ul style="list-style-type: none">• Demolition of masonry structures• Brickwork• Natural stone• Renovation of interiors• Autoclaved aerated concrete	<div><div></div><div></div><div></div><div></div><div></div></div>	<div><div></div><div></div><div></div><div></div><div></div></div>	
	Demolition of non-reinforced concrete structures	<ul style="list-style-type: none">• Primary demolition of lightweight and standard concrete• Primary demolition of heavyweight concrete• Wall elements• Secondary demolition	<div><div></div><div></div><div></div><div></div></div>	<div><div></div><div></div><div></div><div></div></div>	
	Composite steel & concrete structure demolition	<ul style="list-style-type: none">• Primary demolition of lightweight and standard reinforced concrete• Primary demolition of heavyweight steel - reinforced concrete• Secondary demolition floors, slabs and beams• Separating rebars from pillars and struts• Fiber-reinforced concrete• Cutting rebars and steel reinforcements	<div><div></div><div></div><div></div><div></div><div></div><div></div></div>	<div><div></div><div></div><div></div><div></div><div></div><div></div></div>	
	Demolition of metallic buildings and structures	<ul style="list-style-type: none">• Demolition of refineries• Cutting of metal and steel structures• Cutting steel girders/beams• Cutting reinforcements	<div><div></div><div></div><div></div><div></div></div>	<div><div></div><div></div><div></div><div></div></div>	
	Sorting and loading	<ul style="list-style-type: none">• Sorting• Loading• Waste handling• Site clean-up	<div><div></div><div></div><div></div><div></div></div>	<div><div></div><div></div><div></div><div></div></div>	
	Pavement demolition	<ul style="list-style-type: none">• Asphalt• Concrete• Composite surfaces	<div><div></div><div></div><div></div></div>	<div><div></div><div></div><div></div></div>	
	<div></div> <div>Recycling</div>	Processing	<ul style="list-style-type: none">• Scrap material processing• Cutting tires• Processing rail cars• Processing cars, trucks and general automotive• Cutting tanks• Cutting of railway tracks, tramway rails, and underground rails	<div><div></div><div></div><div></div><div></div><div></div><div></div></div>	<div><div></div><div></div><div></div><div></div><div></div><div></div></div>
		Handling and sorting	<ul style="list-style-type: none">• Scrap material handling• Scrap material sorting• Urban waste• Industrial waste• Wood and tires	<div><div></div><div></div><div></div><div></div><div></div></div>	<div><div></div><div></div><div></div><div></div><div></div></div>
		Downsizing and sorting	<ul style="list-style-type: none">• Material downsizing and sorting in recycling quarries	<div><div></div></div>	<div><div></div></div>
		Recycling of ferrous material	<ul style="list-style-type: none">• Recycling of ferrous material	<div><div></div></div>	<div><div></div></div>
		Car dismantling	<ul style="list-style-type: none">• Material handling and sorting	<div><div></div></div>	<div><div></div></div>

IFP| Fixed pulverizers

IRP| Rotating pulverizers

The complete range of Indeco products

Products	Weight/Length
HP Hydraulic hammers	from 135 to 24400 lbs
IFP fixed pulverisers	from 1650 to 10050 lbs
IRP rotating pulverisers	from 1300 to 9900 lbs
IMP Multiprocessor	from 3300 to 10800 lbs
IMP Mutiprocessor Car Dismantler	3300 lbs
Primary demolition jaws IDC	15850 lbs
IHC fixed compactors	from 450 to 2850 lbs

Products	Weight/Length
IHC R rotating compactors	from 950 to 3350 lbs
IMG S-D-H-L-T Multi Grabs	from 630 to 6600 lbs
ISS Shears	from 1060 to 24200 lbs
IRC rail cutters	from 9240 to 9650 lbs
Mulching Heads IMH	from 850 to 4250 lbs
IBS boom systems	from 11 to 47 ft

*Lengths can be customised on the basis of the customer's needs.

USA Version

EN

INDECO North America

135 Research Drive
Milford CT, 06460

PH. (203) 713-1030 - F (203) 713-1040

www.indeco-breakers.com

Quality Management
System Certification
UNI EN ISO 9001:2015



Member of



AUTHORISED DEALER